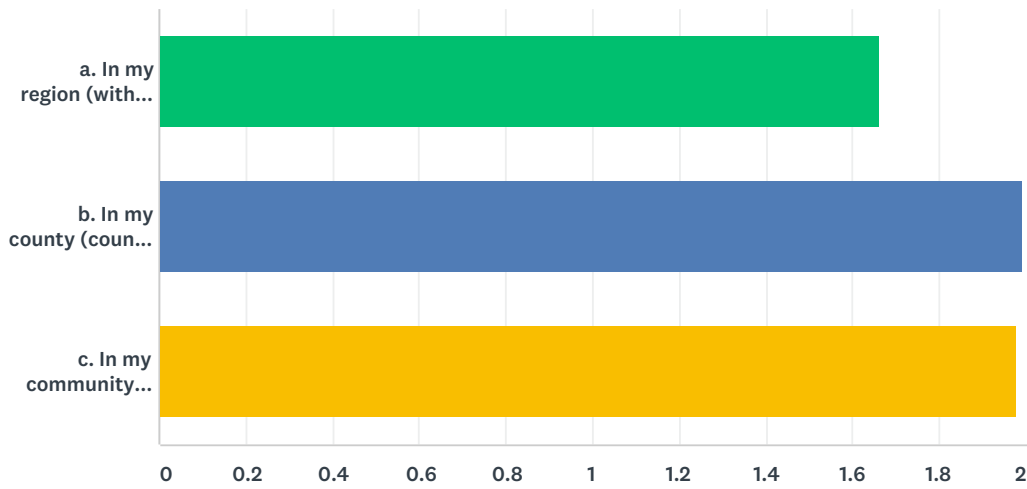


### Q1 There are enough hospitals, emergency rooms, urgent care clinics and so forth available:

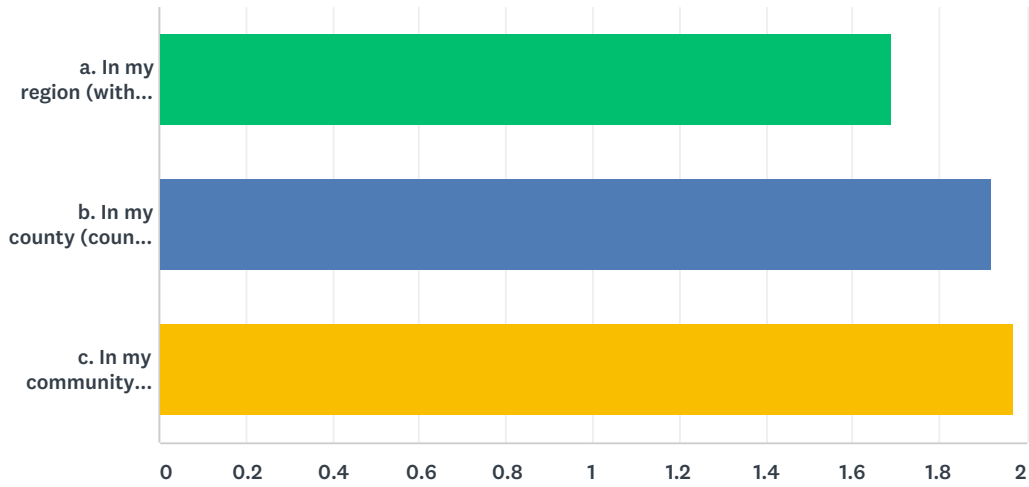
Answered: 924 Skipped: 1



	STRONGLY AGREE	AGREE	NEITHER AGREE NOR DISAGREE	DISAGREE	STRONGLY DISAGREE	TOTAL	WEIGHTED AVERAGE
a. In my region (within 1 hour drive from my home)	46.75% 432	45.45% 420	3.14% 29	4.00% 37	0.65% 6	924	1.66
b. In my county (county where I live)	38.57% 356	40.85% 377	7.26% 67	9.86% 91	3.47% 32	923	1.99
c. In my community (town/city closest to where I live)	41.43% 382	38.72% 357	5.64% 52	8.46% 78	5.75% 53	922	1.98

## Q2 There are enough doctor's offices, health clinics and so forth available:

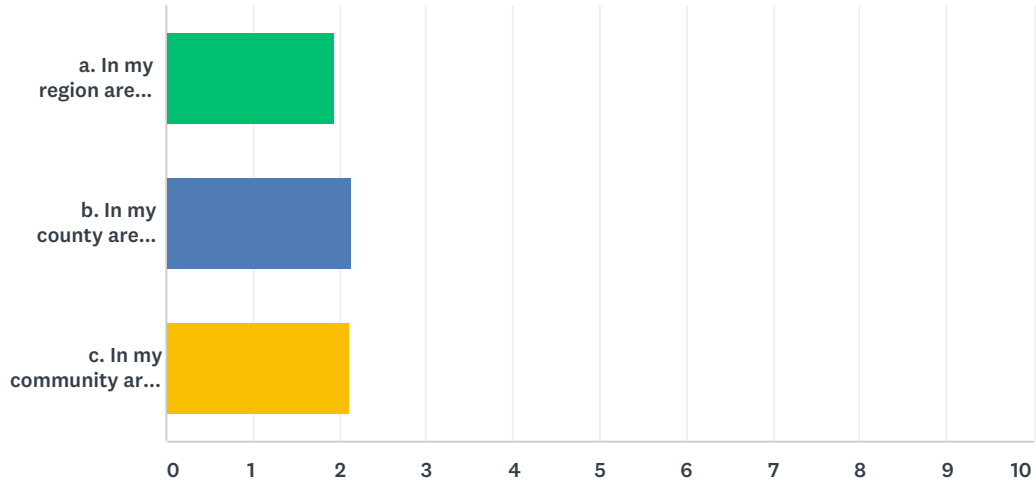
Answered: 922 Skipped: 3



	STRONGLY AGREE	AGREE	NEITHER AGREE NOR DISAGREE	DISAGREE	STRONGLY DISAGREE	TOTAL	WEIGHTED AVERAGE
a. In my region (within 1 hour drive from my home)	45.34% 418	45.88% 423	4.34% 40	3.80% 35	0.65% 6	922	1.69
b. In my county (county where I live)	36.48% 336	45.93% 423	8.47% 78	7.49% 69	1.63% 15	921	1.92
c. In my community (town/city closest to where I live)	37.57% 346	43.97% 405	6.30% 58	8.47% 78	3.69% 34	921	1.97

### Q3 The health care services that are available:

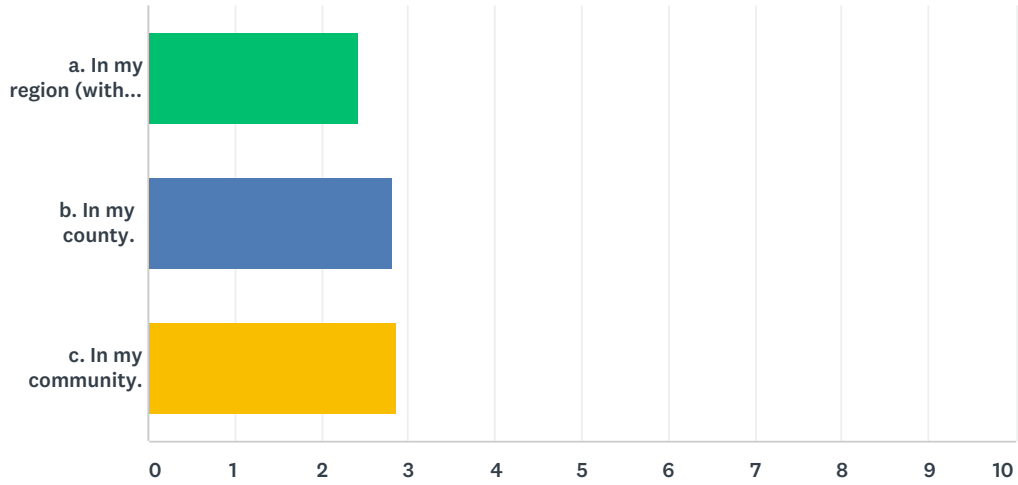
Answered: 923 Skipped: 2



	STRONGLY AGREE	AGREE	NEITHER AGREE NOR DISAGREE	DISAGREE	STRONGLY DISAGREE	N/A	TOTAL	WEIGHTED AVERAGE
a. In my region are excellent.	30.48% 281	49.02% 452	14.43% 133	4.56% 42	0.76% 7	0.76% 7	922	1.95
b. In my county are excellent.	26.87% 248	44.42% 410	17.55% 162	7.48% 69	2.49% 23	1.19% 11	923	2.13
c. In my community are excellent	27.44% 253	43.06% 397	15.84% 146	7.05% 65	2.93% 27	3.69% 34	922	2.12

## Q4 There are enough medical specialists available:

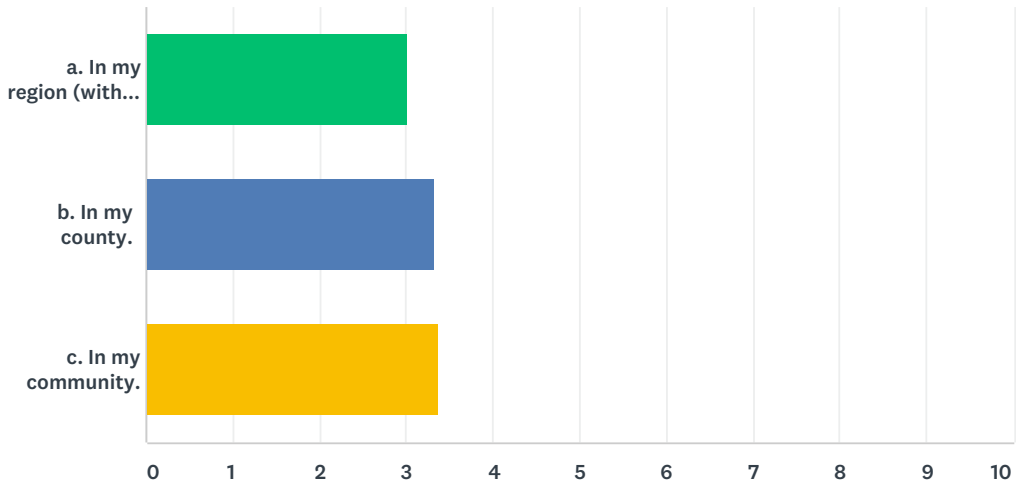
Answered: 923 Skipped: 2



	STRONGLY AGREE	AGREE	NEITHER AGREE NOR DISAGREE	DISAGREE	STRONGLY DISAGREE	TOTAL	WEIGHTED AVERAGE
a. In my region (within 1 hour drive from my home).	20.28% 187	41.97% 387	15.40% 142	18.87% 174	3.47% 32	922	2.43
b. In my county.	13.67% 126	32.65% 301	19.41% 179	26.46% 244	7.81% 72	922	2.82
c. In my community.	13.76% 127	31.53% 291	18.63% 172	26.00% 240	10.08% 93	923	2.87

### Q5 There are enough behavioral health services (counselors, licensed mental health practitioners):

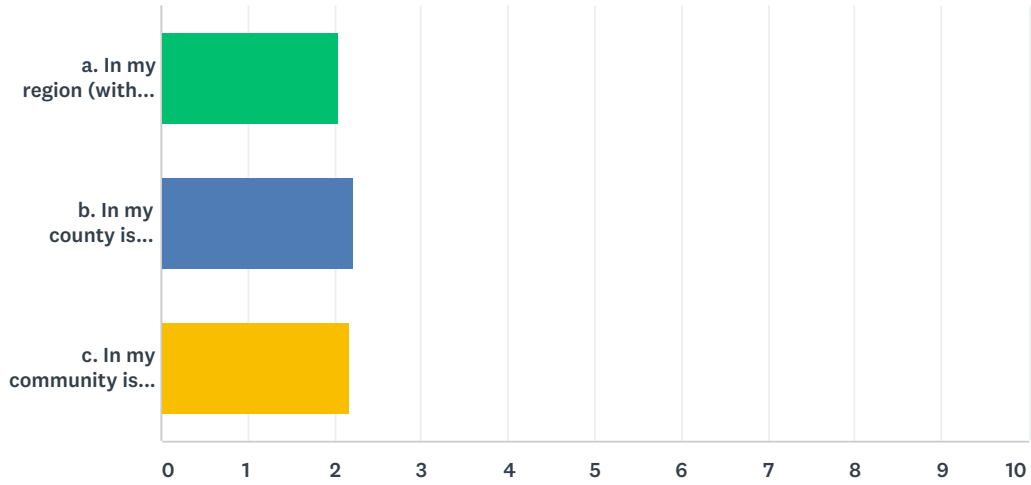
Answered: 923 Skipped: 2



	STRONGLY AGREE	AGREE	NEITHER AGREE NOR DISAGREE	DISAGREE	STRONGLY DISAGREE	TOTAL	WEIGHTED AVERAGE
a. In my region (within 1 hour drive from my home).	12.35% 114	26.22% 242	22.86% 211	25.46% 235	13.11% 121	923	3.01
b. In my county.	8.56% 79	17.44% 161	24.81% 229	31.42% 290	17.77% 164	923	3.32
c. In my community.	8.13% 75	17.98% 166	23.19% 214	30.55% 282	20.15% 186	923	3.37

## Q6 The hospital care being provided:

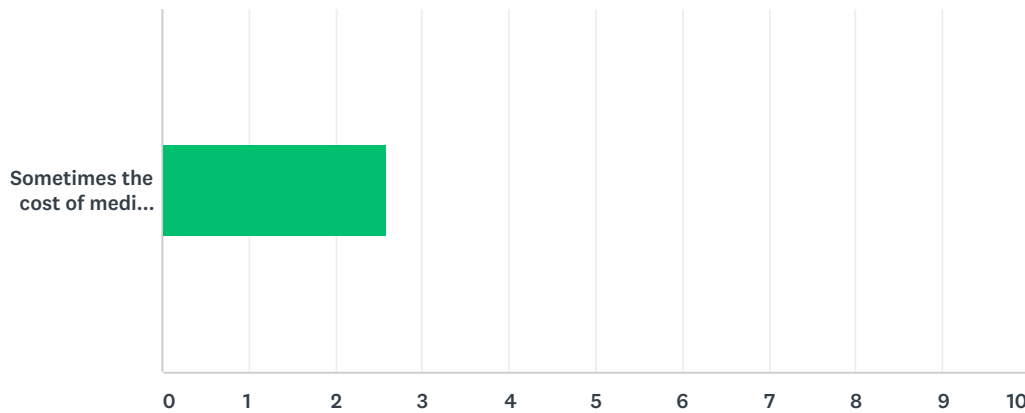
Answered: 925 Skipped: 0



	STRONGLY AGREE	AGREE	NEITHER AGREE NOR DISAGREE	DISAGREE	STRONGLY DISAGREE	N/A	TOTAL	WEIGHTED AVERAGE
a. In my region (within 1 hour drive from my home) is excellent.	28.32% 262	46.16% 427	17.19% 159	5.73% 53	1.51% 14	1.08% 10	925	2.05
b. In my county is excellent	24.54% 227	39.14% 362	18.92% 175	7.57% 70	3.78% 35	6.05% 56	925	2.22
c. In my community is excellent.	26.49% 245	37.95% 351	15.68% 145	7.24% 67	4.00% 37	8.65% 80	925	2.17

### Q7 Sometimes the cost of medical care prevents me from getting the care I need for myself or my immediate family.

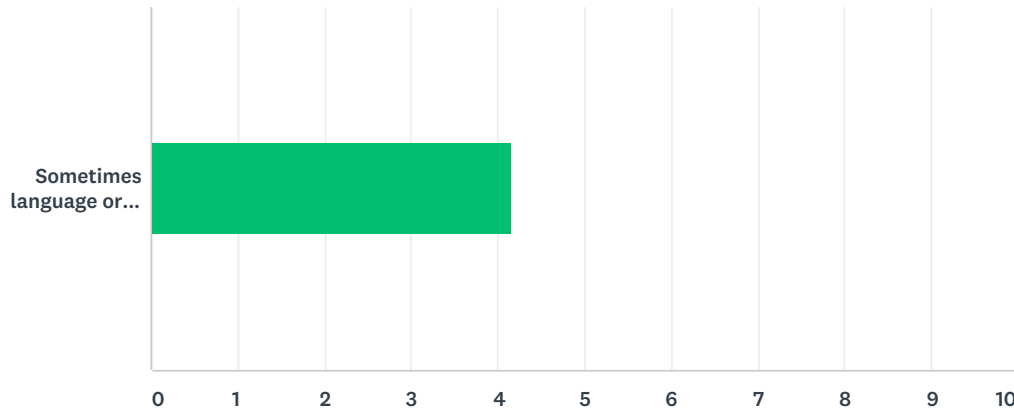
Answered: 925 Skipped: 0



	STRONGLY AGREE	AGREE	NEITHER AGREE NOR DISAGREE	DISAGREE	STRONGLY DISAGREE	TOTAL	WEIGHTED AVERAGE
Sometimes the cost of medical care prevents me from getting the care I need for myself or my immediate family.	24.54% 227	31.68% 293	13.19% 122	20.00% 185	10.59% 98	925	2.60

### Q8 Sometimes language or cultural barriers prevent me from getting the care I need for myself or my immediate family.

Answered: 925 Skipped: 0

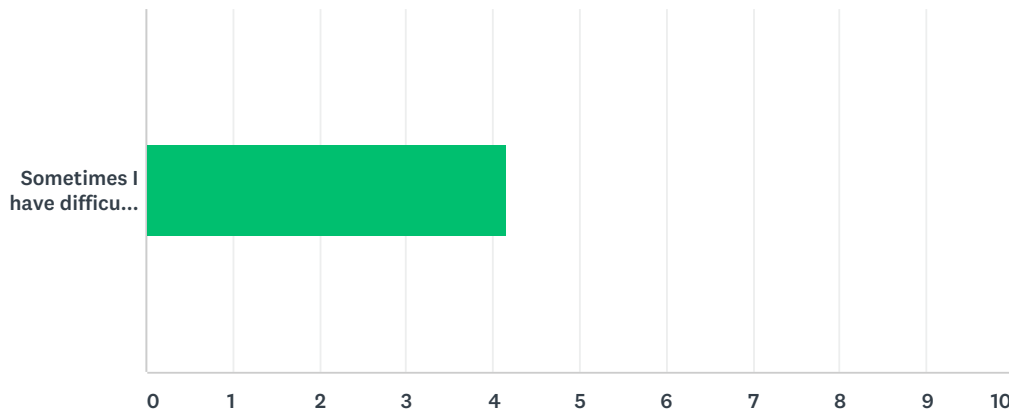


	STRONGLY AGREE	AGREE	NEITHER AGREE NOR DISAGREE	DISAGREE	STRONGLY DISAGREE	TOTAL	WEIGHTED AVERAGE
Sometimes language or cultural barriers prevent me from getting the care I need for myself or my immediate family.	2.81% 26	4.43% 41	14.27% 132	30.49% 282	48.00% 444	925	4.16



## Q9 Sometimes I have difficulty finding transportation to health care providers.

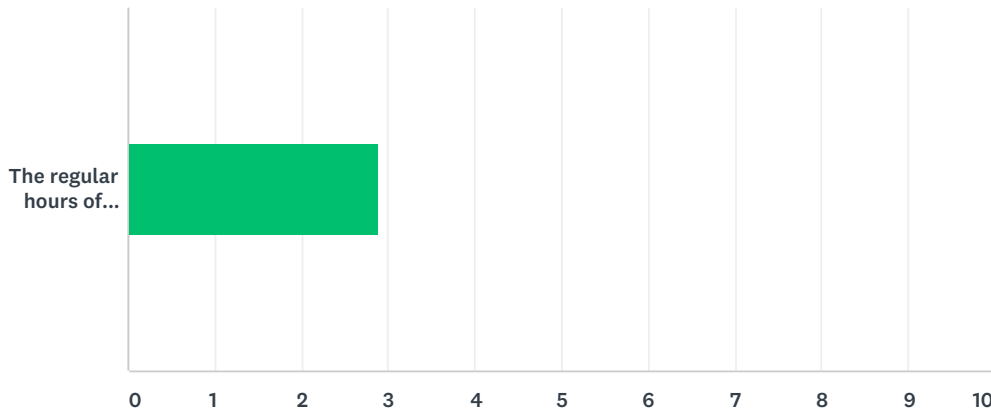
Answered: 925 Skipped: 0



	STRONGLY AGREE	AGREE	NEITHER AGREE NOR DISAGREE	DISAGREE	STRONGLY DISAGREE	TOTAL	WEIGHTED AVERAGE
Sometimes I have difficulty finding transportation to health care providers.	2.81% 26	3.46% 32	13.62% 126	33.84% 313	46.27% 428	925	4.17

### Q10 The regular hours of operation at doctor's offices and health clinics are sometimes not convenient for scheduling care for myself or my immediate family.

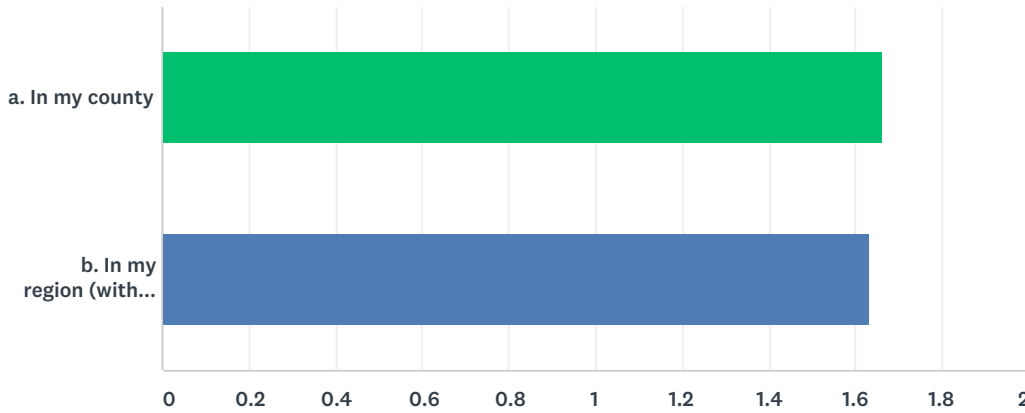
Answered: 925 Skipped: 0



	STRONGLY AGREE	AGREE	NEITHER AGREE NOR DISAGREE	DISAGREE	STRONGLY DISAGREE	TOTAL	WEIGHTED AVERAGE
The regular hours of operation at doctor's offices and health clinics are sometimes not convenient for scheduling care for myself or my immediate family.	9.19% 85	36.86% 341	18.38% 170	26.70% 247	8.86% 82	925	2.89

### Q11 During the past 12 months, I have personally received health care services at a hospital or emergency room located

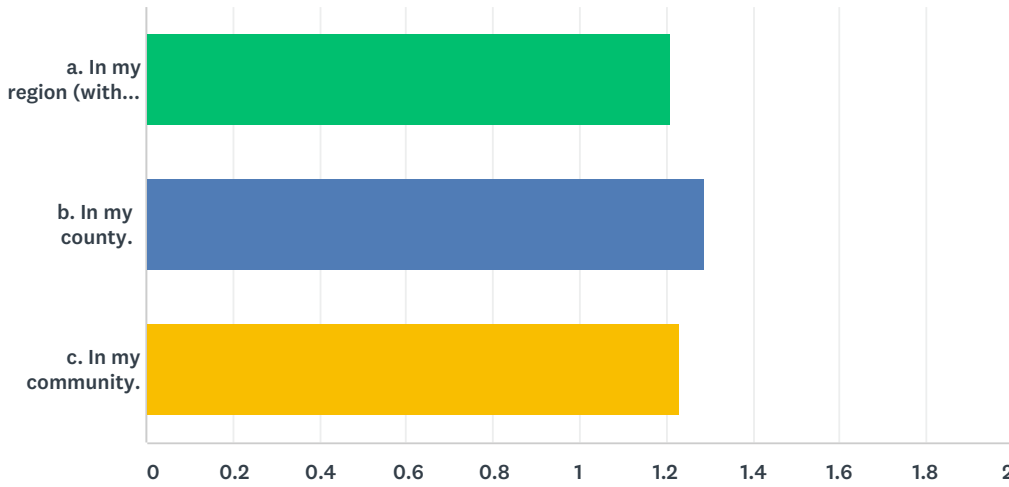
Answered: 925 Skipped: 0



	YES	NO	TOTAL	WEIGHTED AVERAGE
a. In my county	33.51% 310	66.49% 615	925	1.66
b. In my region (within 1 hour drive from my home).	37.30% 345	62.70% 580	925	1.63

Q12 During the past 12 months, I have personally received health care services at a doctor’s office, health clinic, or health department located:

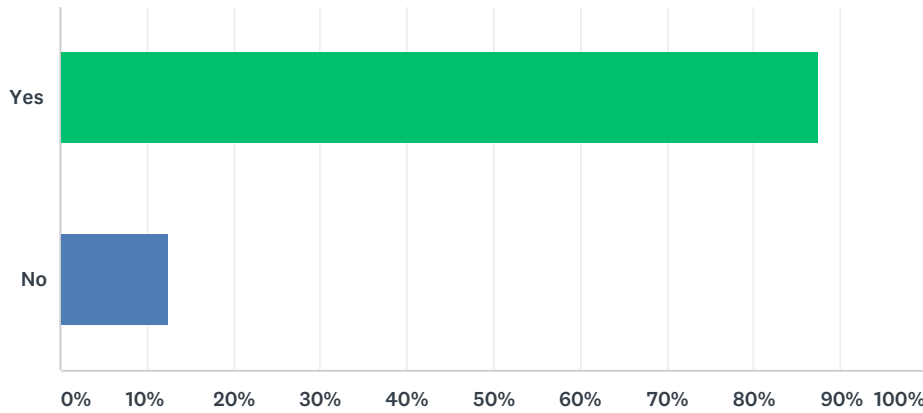
Answered: 925 Skipped: 0



	YES	NO	N/A	TOTAL	WEIGHTED AVERAGE
a. In my region (within 1 hour drive from my home).	75.14% 695	20.11% 186	4.76% 44	925	1.21
b. In my county.	67.35% 623	28.00% 259	4.65% 43	925	1.29
c. In my community.	73.19% 677	21.41% 198	5.41% 50	925	1.23

Q13 I have one person I think of as my personal doctor or health care provider (my medical “home” where I go for most health care needs)

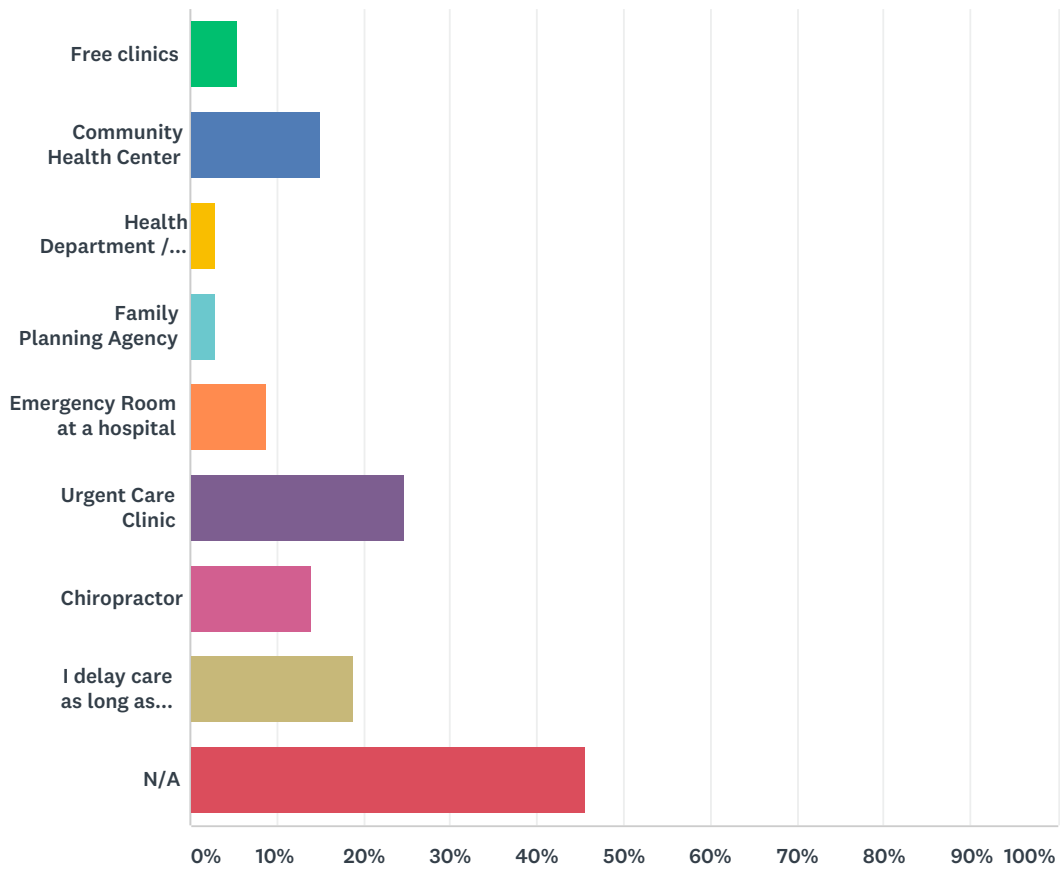
Answered: 925 Skipped: 0



ANSWER CHOICES	RESPONSES	
Yes	87.46%	809
No	12.54%	116
TOTAL		925

### Q14 If you answered NO on #13:Instead, when I need them I receive my health care services from (check all that apply):

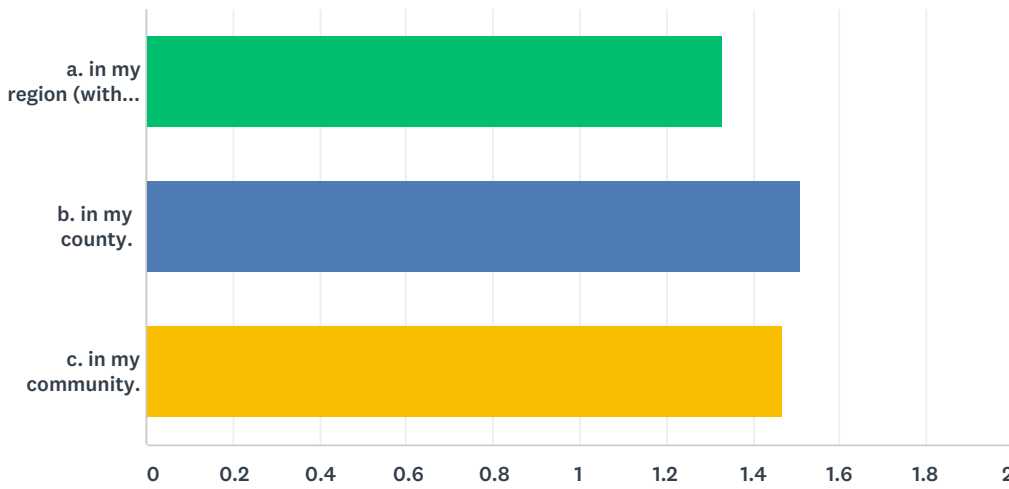
Answered: 206 Skipped: 719



ANSWER CHOICES	RESPONSES	
Free clinics	5.34%	11
Community Health Center	15.05%	31
Health Department / Immunization Clinic	2.91%	6
Family Planning Agency	2.91%	6
Emergency Room at a hospital	8.74%	18
Urgent Care Clinic	24.76%	51
Chiropractor	14.08%	29
I delay care as long as possible or refuse care	18.93%	39
N/A	45.63%	94
Total Respondents: 206		

### Q15 During the past 12 months, I have personally received dental care services at a dental clinic located

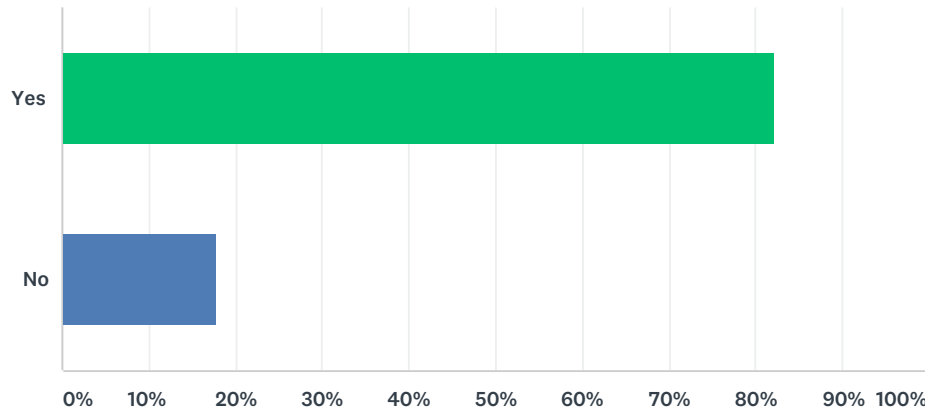
Answered: 925 Skipped: 0



	YES	NO	TOTAL	WEIGHTED AVERAGE
a. in my region (within 1 hour drive from my home).	66.74% 616	33.26% 307	923	1.33
b. in my county.	49.08% 452	50.92% 469	921	1.51
c. in my community.	53.30% 492	46.70% 431	923	1.47

## Q16 I have one person I think of as my personal dentist

Answered: 923 Skipped: 2

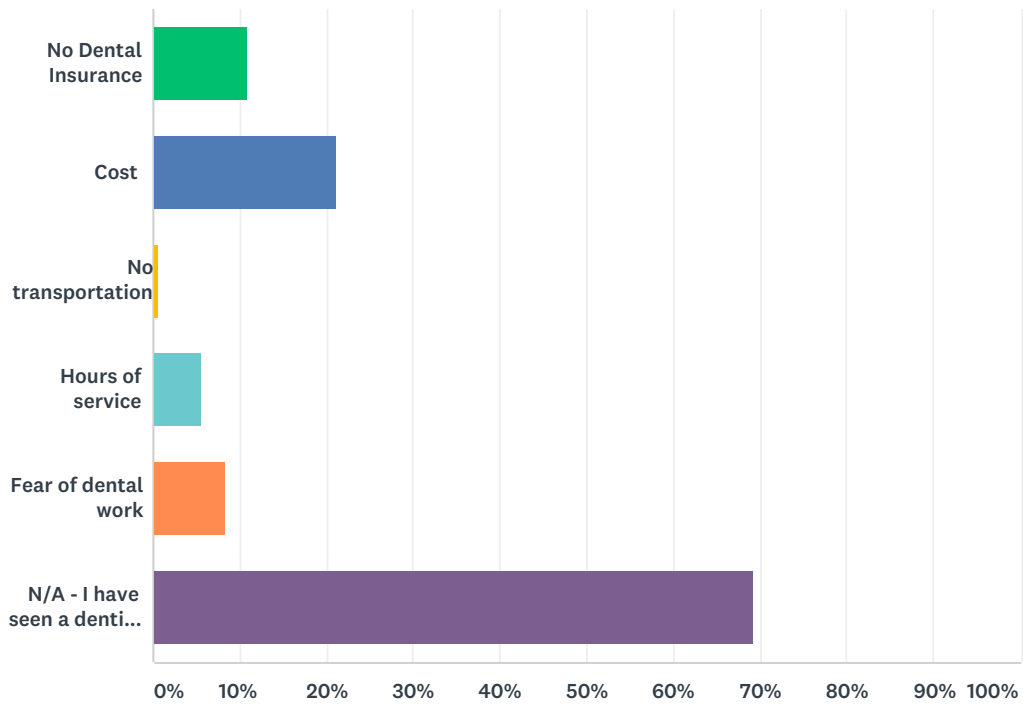


ANSWER CHOICES	RESPONSES	
Yes	82.12%	758
No	17.88%	165
TOTAL		923



## Q17 Reasons I have not seen a dentist in the past year: (check all that apply)

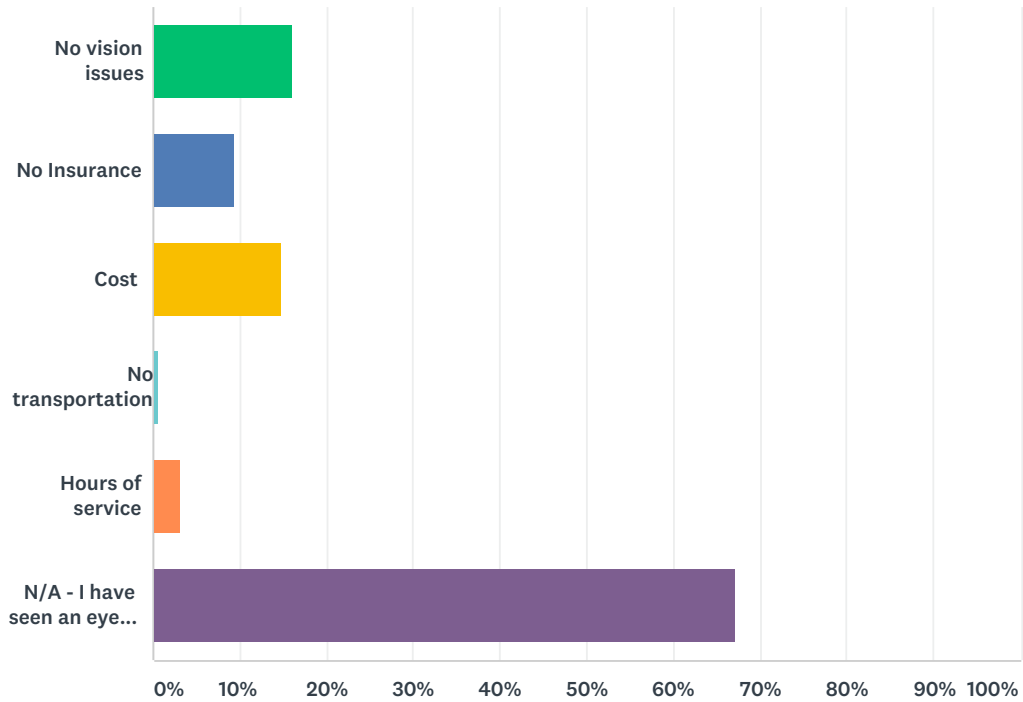
Answered: 627 Skipped: 298



ANSWER CHOICES	RESPONSES	
No Dental Insurance	10.85%	68
Cost	21.05%	132
No transportation	0.64%	4
Hours of service	5.74%	36
Fear of dental work	8.45%	53
N/A - I have seen a dentist in the past year.	69.22%	434
Total Respondents: 627		

### Q18 Reasons I have not seen an eye doctor in the past year: (check all that apply)

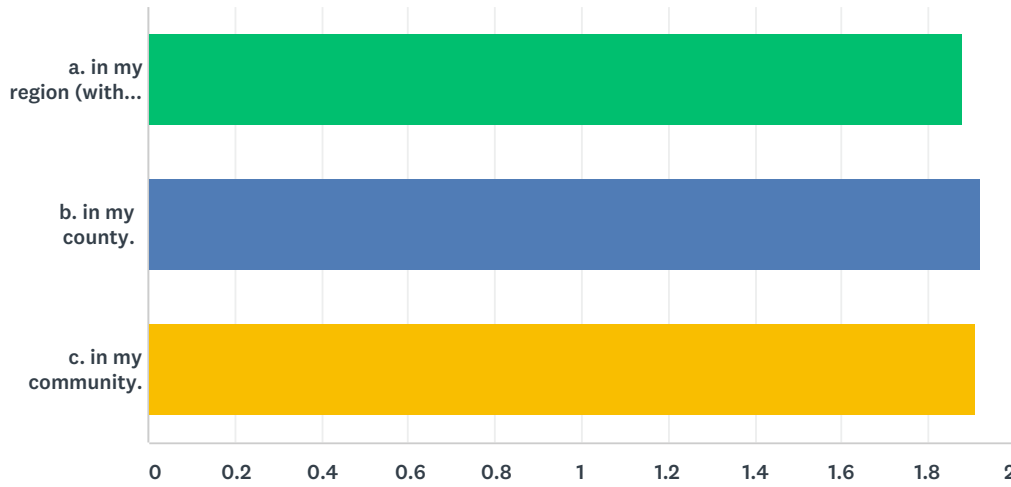
Answered: 773 Skipped: 152



ANSWER CHOICES	RESPONSES	
No vision issues	16.17%	125
No Insurance	9.44%	73
Cost	14.88%	115
No transportation	0.65%	5
Hours of service	3.23%	25
N/A - I have seen an eye doctor in the past year	67.14%	519
Total Respondents: 773		

### Q19 During the past 12 months, I have personally received mental / behavioral health services (counseling, life coaching, etc.)

Answered: 925 Skipped: 0



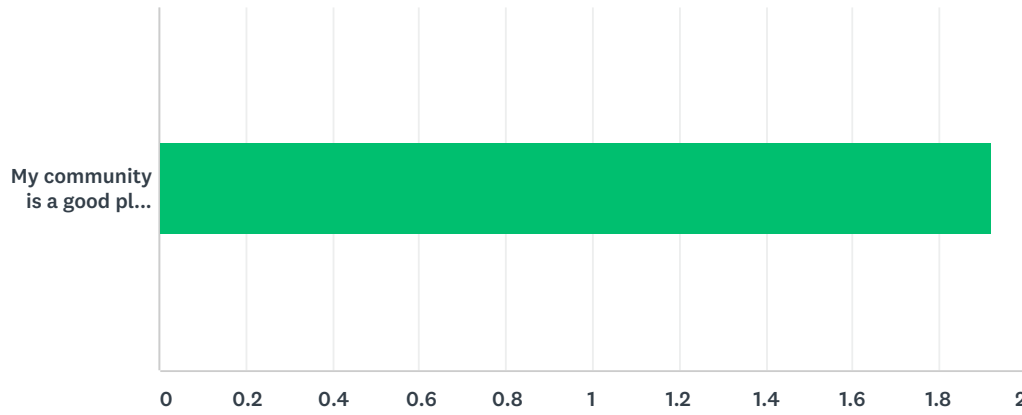
	YES	NO	TOTAL	WEIGHTED AVERAGE
a. in my region (within 1 hour drive from my home).	12.01% 111	87.99% 813	924	1.88
b. in my county.	8.32% 77	91.68% 848	925	1.92
c. in my community.	8.98% 83	91.02% 841	924	1.91

**Q20 Please provide additional comments on the health care system in your community, county or region:**

Answered: 186 Skipped: 739

## Q21 My community is a good place to raise children.

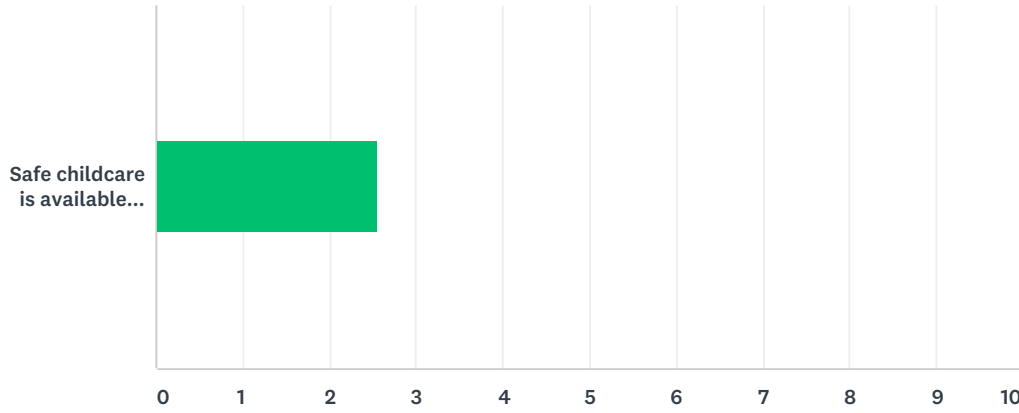
Answered: 916 Skipped: 9



	STRONGLY AGREE	AGREE	NEITHER AGREE NOR DISAGREE	DISAGREE	STRONGLY DISAGREE	DON'T KNOW	TOTAL	WEIGHTED AVERAGE
My community is a good place to raise children.	35.70% 327	50.00% 458	7.75% 71	2.73% 25	0.33% 3	3.49% 32	916	1.92

## Q22 Safe childcare is available in my community.

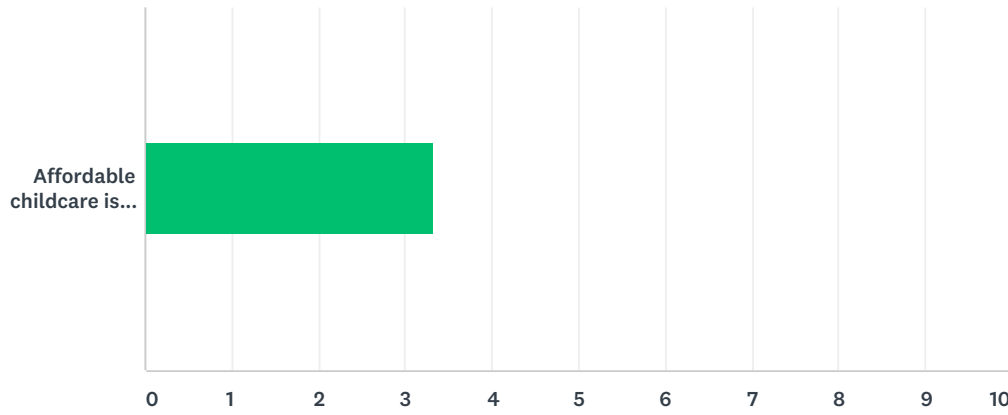
Answered: 916 Skipped: 9



	STRONGLY AGREE	AGREE	NEITHER AGREE NOR DISAGREE	DISAGREE	STRONGLY DISAGREE	DON'T KNOW	TOTAL	WEIGHTED AVERAGE
Safe childcare is available in my community.	22.93% 210	45.31% 415	13.32% 122	3.49% 32	1.53% 14	13.43% 123	916	2.56

## Q23 Affordable childcare is available in my community.

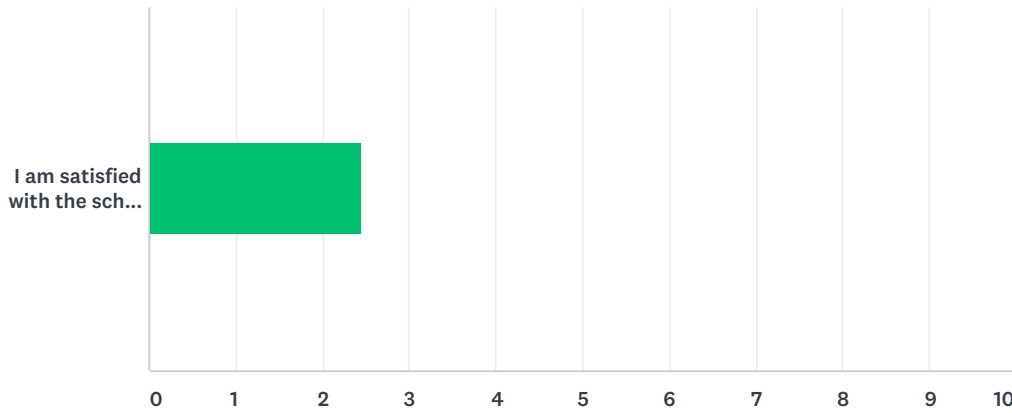
Answered: 916 Skipped: 9



	<b>STRONGLY AGREE</b>	<b>AGREE</b>	<b>NEITHER AGREE NOR DISAGREE</b>	<b>DISAGREE</b>	<b>STRONGLY DISAGREE</b>	<b>DON'T KNOW</b>	<b>TOTAL</b>	<b>WEIGHTED AVERAGE</b>
Affordable childcare is available in my community.	9.61% 88	28.93% 265	24.78% 227	13.21% 121	3.49% 32	19.98% 183	916	3.32

## Q24 I am satisfied with the school system in my community.

Answered: 916 Skipped: 9

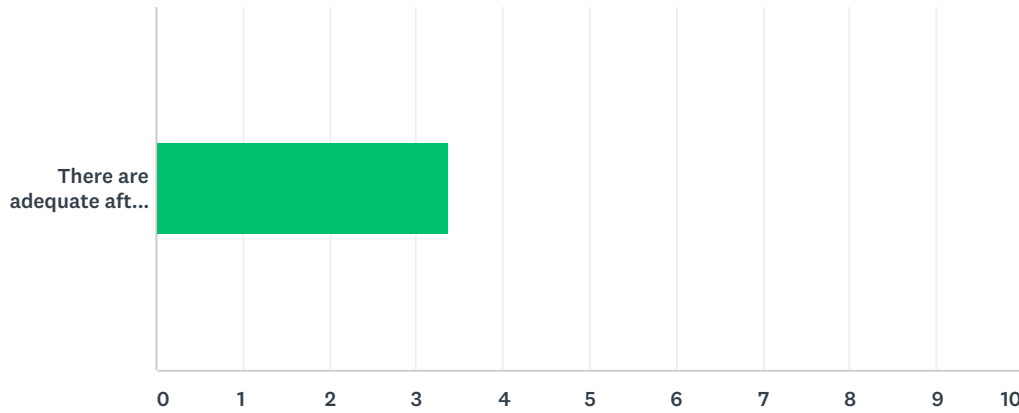


	STRONGLY AGREE	AGREE	NEITHER AGREE NOR DISAGREE	DISAGREE	STRONGLY DISAGREE	DON'T KNOW	TOTAL	WEIGHTED AVERAGE
I am satisfied with the school system in my community.	24.78% 227	41.48% 380	15.17% 139	7.86% 72	4.48% 41	6.22% 57	916	2.44



### Q25 There are adequate after school opportunities for elementary age children (including those run by schools and community groups).

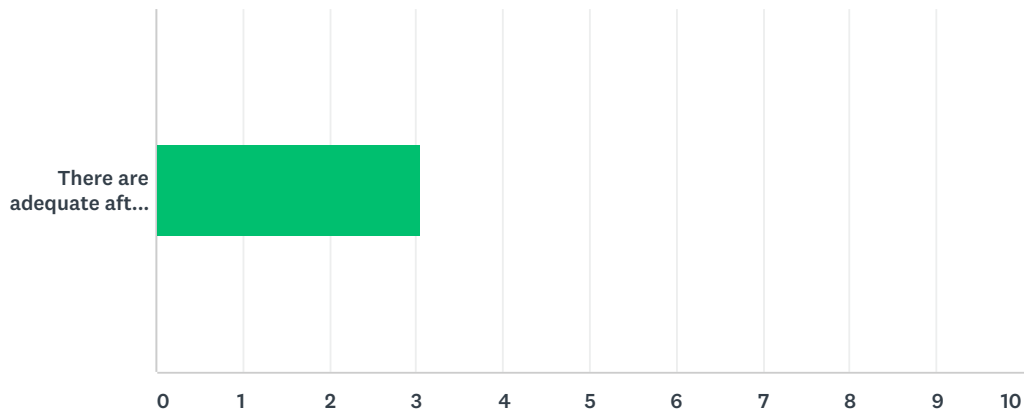
Answered: 916 Skipped: 9



	STRONGLY AGREE	AGREE	NEITHER AGREE NOR DISAGREE	DISAGREE	STRONGLY DISAGREE	DON'T KNOW	TOTAL	WEIGHTED AVERAGE
There are adequate after school opportunities for elementary age children (including those run by schools and community groups).	10.70% 98	29.26% 268	17.79% 163	16.59% 152	7.10% 65	18.56% 170	916	3.36

### Q26 There are adequate after school opportunities for middle and high school age students (sports teams, clubs, groups, etc.).

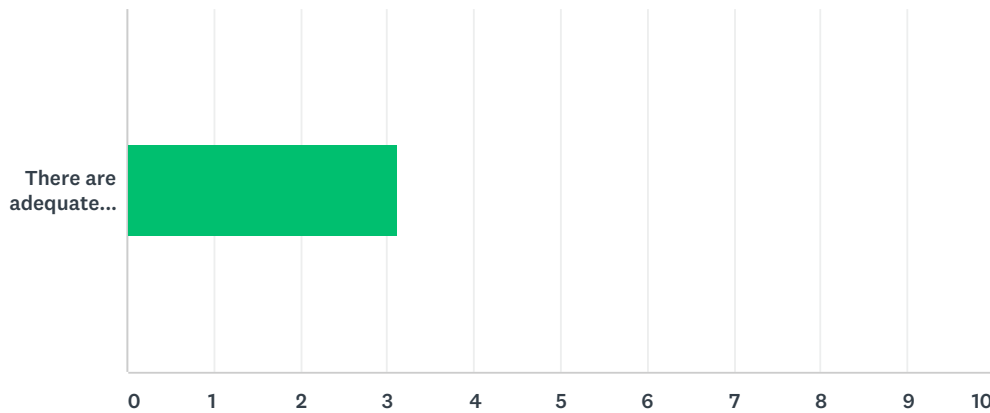
Answered: 916 Skipped: 9



	STRONGLY AGREE	AGREE	NEITHER AGREE NOR DISAGREE	DISAGREE	STRONGLY DISAGREE	DON'T KNOW	TOTAL	WEIGHTED AVERAGE
There are adequate after school opportunities for middle and high school age students (sports teams, clubs, groups, etc.).	14.08% 129	37.88% 347	14.85% 136	11.90% 109	4.15% 38	17.14% 157	916	3.06

## Q27 There are adequate recreation opportunities for children and youth in my community.

Answered: 916 Skipped: 9



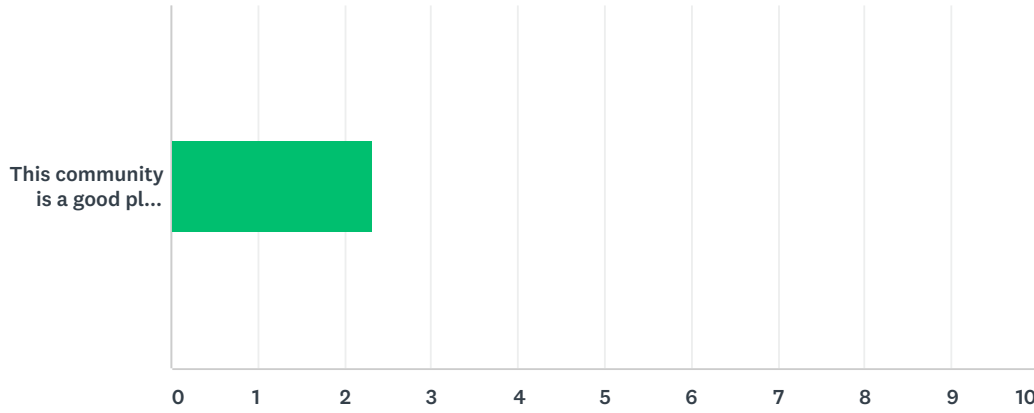
	STRONGLY AGREE	AGREE	NEITHER AGREE NOR DISAGREE	DISAGREE	STRONGLY DISAGREE	DON'T KNOW	TOTAL	WEIGHTED AVERAGE
There are adequate recreation opportunities for children and youth in my community.	11.03% 101	35.48% 325	15.39% 141	19.21% 176	7.64% 70	11.24% 103	916	3.11

**Q28 Please provide additional comments on supports for raising children in your community:**

Answered: 127 Skipped: 798

## Q29 This community is a good place to grow old.

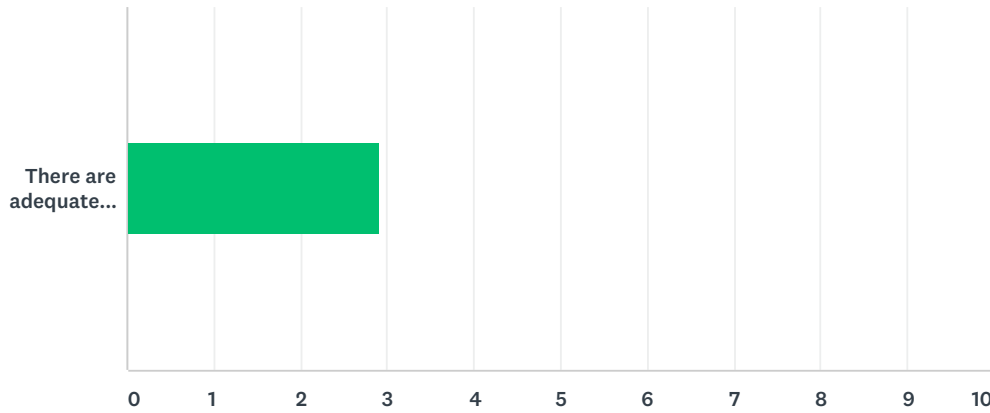
Answered: 910 Skipped: 15



	STRONGLY AGREE	AGREE	NEITHER AGREE NOR DISAGREE	DISAGREE	STRONGLY DISAGREE	DON'T KNOW	TOTAL	WEIGHTED AVERAGE
This community is a good place to grow old.	21.21% 193	50.44% 459	14.95% 136	6.04% 55	3.30% 30	4.07% 37	910	2.32

### Q30 There are adequate recreation and exercise opportunities (parks, trails, fitness centers) for older adults in my community.

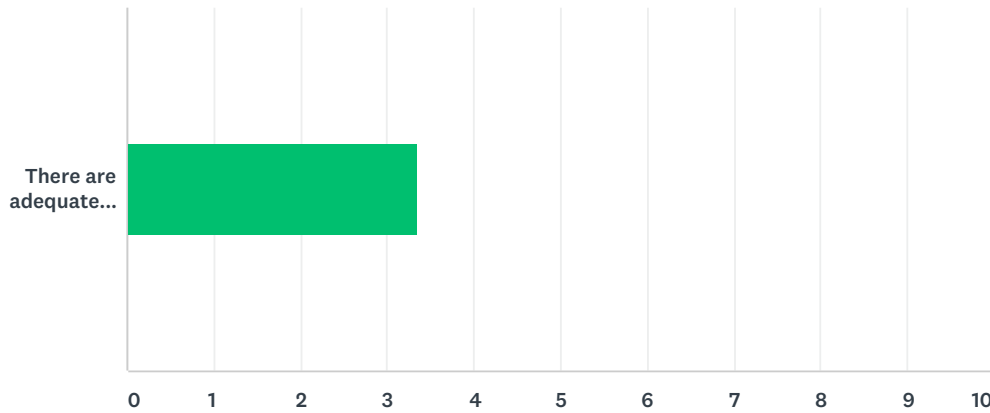
Answered: 910 Skipped: 15



	STRONGLY AGREE	AGREE	NEITHER AGREE NOR DISAGREE	DISAGREE	STRONGLY DISAGREE	DON'T KNOW	TOTAL	WEIGHTED AVERAGE
There are adequate recreation and exercise opportunities (parks, trails, fitness centers) for older adults in my community.	11.98% 109	40.77% 371	12.86% 117	20.88% 190	6.59% 60	6.92% 63	910	2.90

### Q31 There are adequate housing options (assisted living, retirement centers, maintenance-free homes/apartments) for older adults in my community.

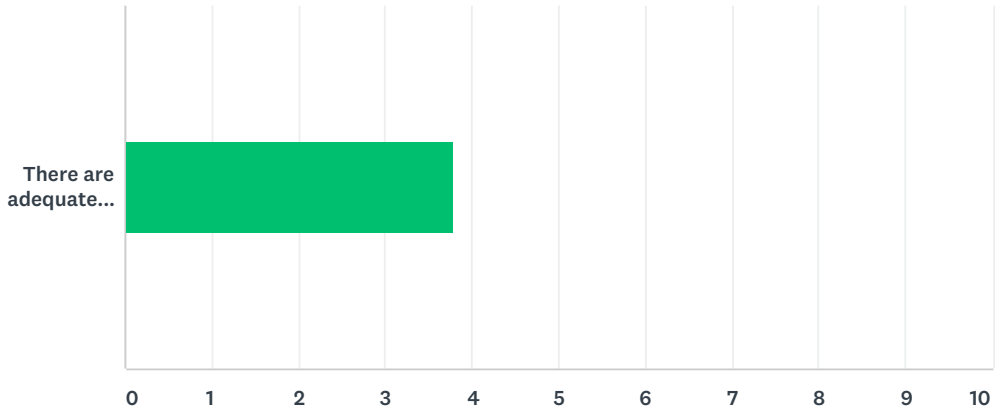
Answered: 910 Skipped: 15



	STRONGLY AGREE	AGREE	NEITHER AGREE NOR DISAGREE	DISAGREE	STRONGLY DISAGREE	DON'T KNOW	TOTAL	WEIGHTED AVERAGE
There are adequate housing options (assisted living, retirement centers, maintenance-free homes/apartments) for older adults in my community.	7.36% 67	32.09% 292	15.38% 140	22.09% 201	10.66% 97	12.42% 113	910	3.34

**Q32 There are adequate transportation options (public buses, shuttles, handi-vans, taxis) available to take older adults to medical facilities and shopping.**

Answered: 910 Skipped: 15

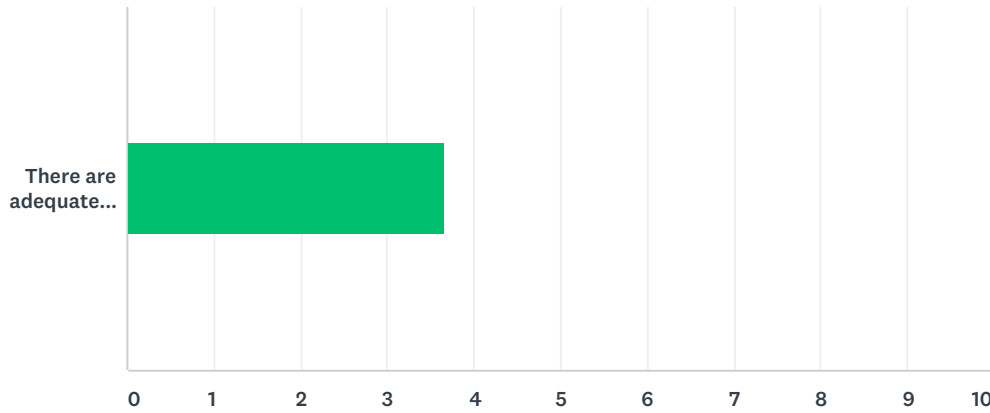


	STRONGLY AGREE	AGREE	NEITHER AGREE NOR DISAGREE	DISAGREE	STRONGLY DISAGREE	DON'T KNOW	TOTAL	WEIGHTED AVERAGE
There are adequate transportation options (public buses, shuttles, handi-vans, taxis) available to take older adults to medical facilities and shopping.	2.86% 26	20.55% 187	18.02% 164	27.58% 251	15.49% 141	15.49% 141	910	3.79



### Q33 There are adequate programs that provide meals for older adults in my community.

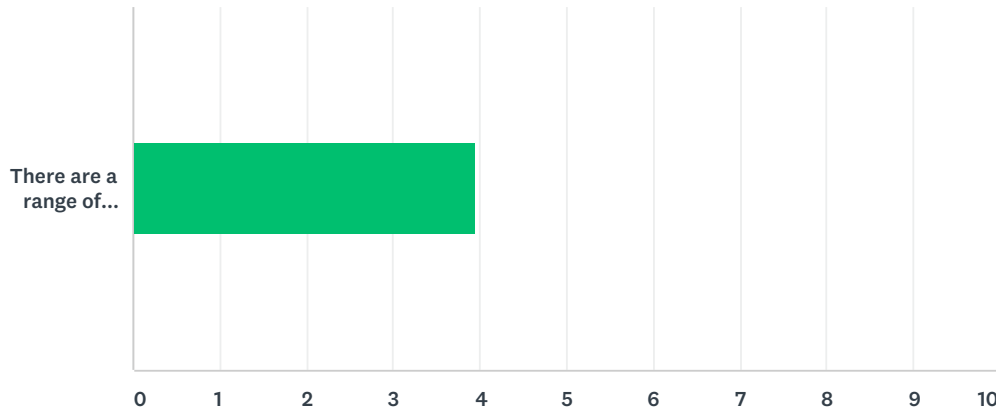
Answered: 910 Skipped: 15



	STRONGLY AGREE	AGREE	NEITHER AGREE NOR DISAGREE	DISAGREE	STRONGLY DISAGREE	DON'T KNOW	TOTAL	WEIGHTED AVERAGE
There are adequate programs that provide meals for older adults in my community.	3.41% 31	29.89% 272	19.67% 179	16.04% 146	5.16% 47	25.82% 235	910	3.67

**Q34 There are a range of available services (social clubs, social services, groups) in my community for older adults that are living alone.**

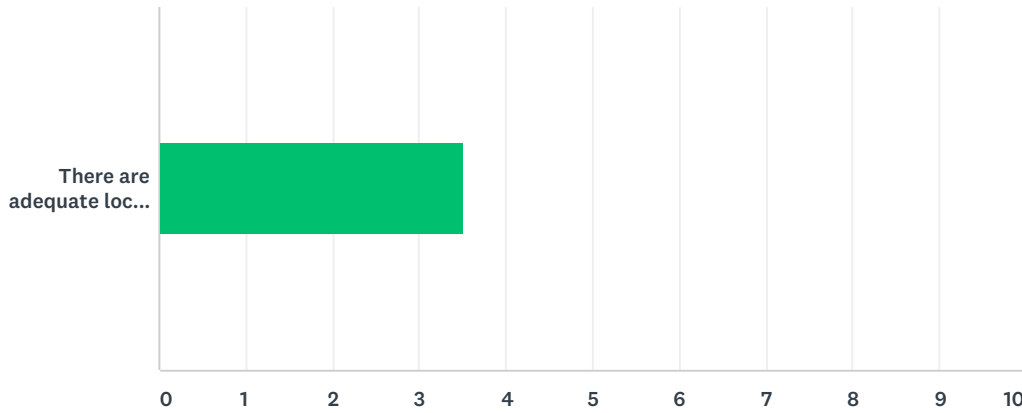
Answered: 910 Skipped: 15



	STRONGLY AGREE	AGREE	NEITHER AGREE NOR DISAGREE	DISAGREE	STRONGLY DISAGREE	DON'T KNOW	TOTAL	WEIGHTED AVERAGE
There are a range of available services (social clubs, social services, groups) in my community for older adults that are living alone.	3.08% 28	17.36% 158	23.74% 216	20.55% 187	7.03% 64	28.24% 257	910	3.96

**Q35 There are adequate local options (residential care, intermediate and skilled nursing homes) for persons who need long-term care services.**

Answered: 910 Skipped: 15



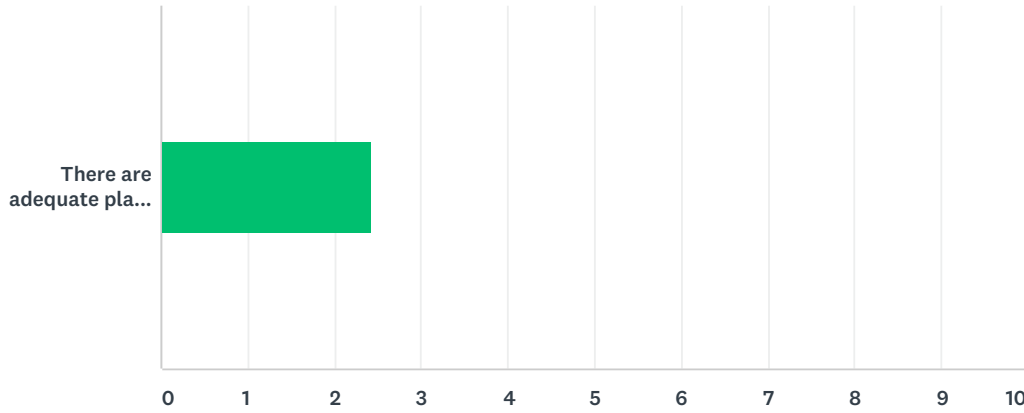
	STRONGLY AGREE	AGREE	NEITHER AGREE NOR DISAGREE	DISAGREE	STRONGLY DISAGREE	DON'T KNOW	TOTAL	WEIGHTED AVERAGE
There are adequate local options (residential care, intermediate and skilled nursing homes) for persons who need long-term care services.	4.73% 43	31.10% 283	17.69% 161	18.79% 171	10.33% 94	17.36% 158	910	3.51

**Q36 Please provide additional comments on supports for older adults in your community:**

Answered: 103 Skipped: 822

**Q37 There are adequate places to exercise and play in my community (parks, walking/biking trails, swimming pools, gyms, fitness centers, and so forth).**

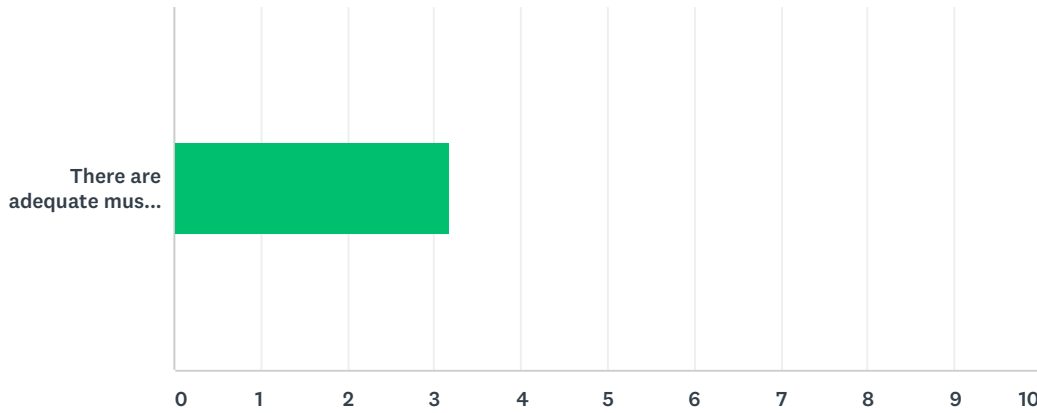
Answered: 904 Skipped: 21



	STRONGLY AGREE	AGREE	NEITHER AGREE NOR DISAGREE	DISAGREE	STRONGLY DISAGREE	DON'T KNOW	TOTAL	WEIGHTED AVERAGE
There are adequate places to exercise and play in my community (parks, walking/biking trails, swimming pools, gyms, fitness centers, and so forth).	14.93% 135	53.76% 486	11.39% 103	15.04% 136	4.31% 39	0.55% 5	904	2.42

### Q38 There are adequate music, art, theater, and cultural events in my community.

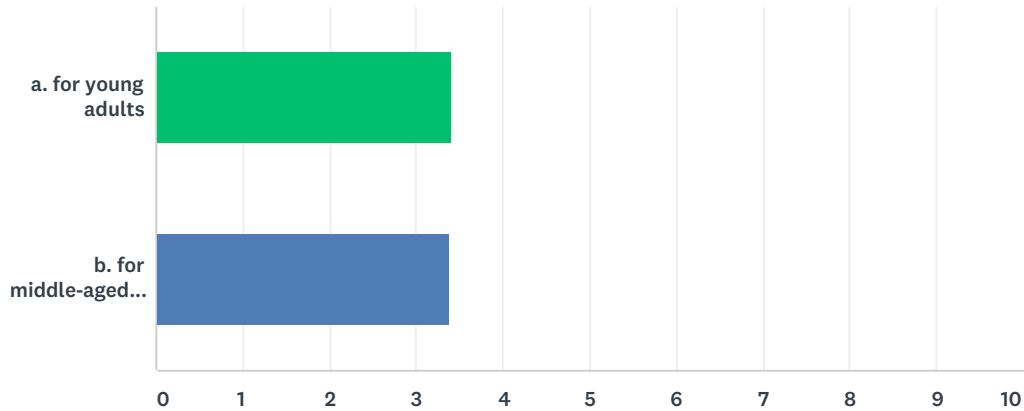
Answered: 904 Skipped: 21



	STRONGLY AGREE	AGREE	NEITHER AGREE NOR DISAGREE	DISAGREE	STRONGLY DISAGREE	DON'T KNOW	TOTAL	WEIGHTED AVERAGE
There are adequate music, art, theater, and cultural events in my community.	7.74% 70	29.42% 266	17.81% 161	30.31% 274	11.28% 102	3.43% 31	904	3.18

Q39 There are adequate organized leisure time activities available in my community (such as groups, clubs, teams, and other social activities):

Answered: 904 Skipped: 21



	STRONGLY AGREE	AGREE	NEITHER AGREE NOR DISAGREE	DISAGREE	STRONGLY DISAGREE	DON'T KNOW	TOTAL	WEIGHTED AVERAGE
a. for young adults	6.08% 55	28.54% 258	18.14% 164	25.22% 228	10.07% 91	11.95% 108	904	3.40
b. for middle-aged adults	4.99% 45	28.08% 253	20.64% 186	26.97% 243	8.88% 80	10.43% 94	901	3.38

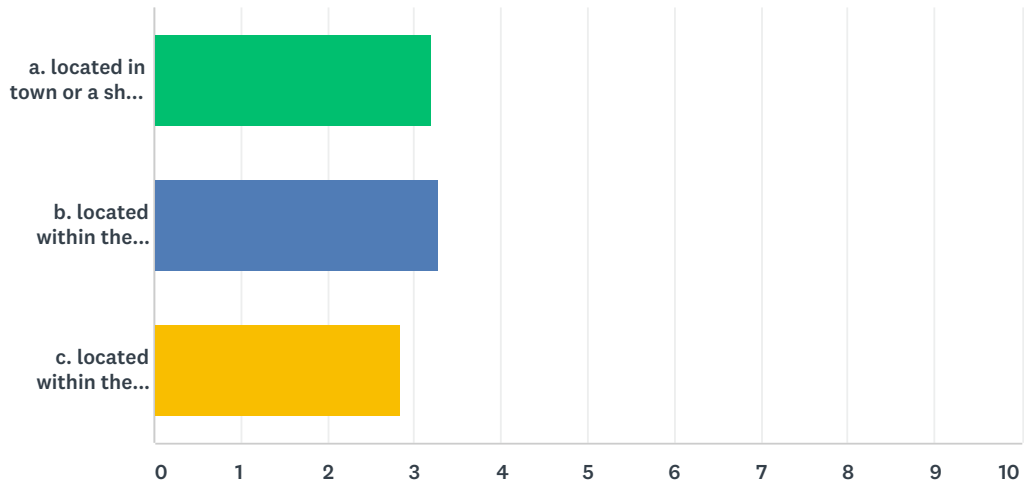
**Q40 Please provide additional comments on recreational and leisure-time options in your community:**

Answered: 79 Skipped: 846



## Q41 For people living in my community, there are enough jobs

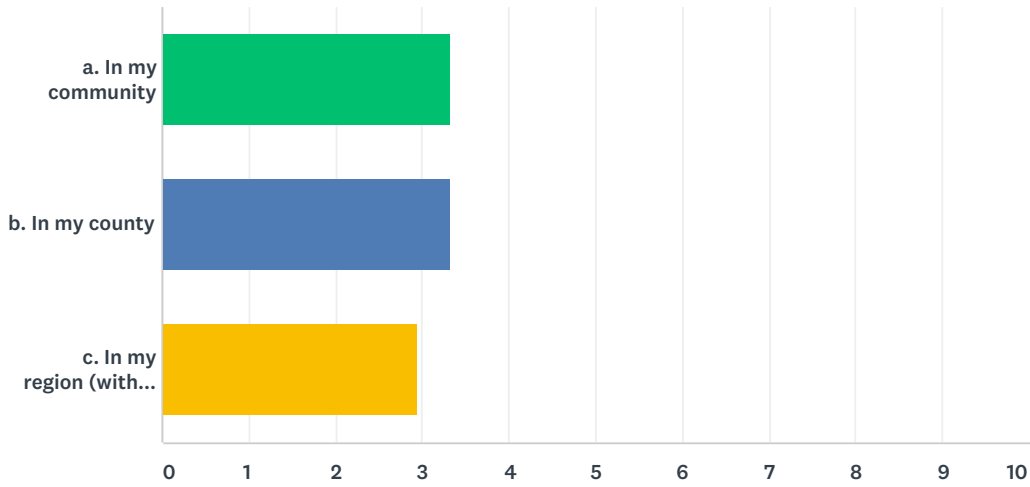
Answered: 897 Skipped: 28



	STRONGLY AGREE	AGREE	NEITHER AGREE NOR DISAGREE	DISAGREE	STRONGLY DISAGREE	DON'T KNOW	TOTAL	WEIGHTED AVERAGE
a. located in town or a short drive away	6.47% 58	36.50% 327	12.17% 109	26.90% 241	10.27% 92	7.70% 69	896	3.21
b. located within the county.	6.38% 57	33.45% 299	14.09% 126	27.07% 242	9.51% 85	9.51% 85	894	3.28
c. located within the region (within 1 hour drive from my home)	12.18% 109	44.47% 398	14.75% 132	13.41% 120	5.70% 51	9.50% 85	895	2.84

## Q42 There are opportunities for employment advancement (promotions, job training, higher education)

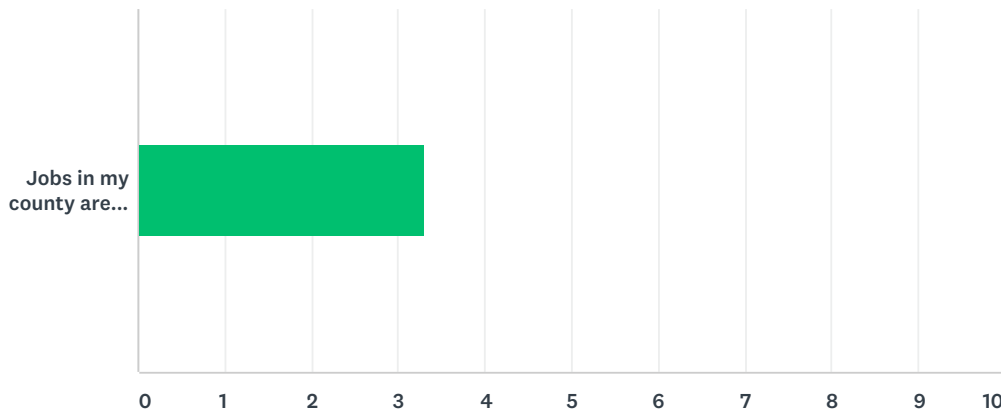
Answered: 897 Skipped: 28



	STRONGLY AGREE	AGREE	NEITHER AGREE NOR DISAGREE	DISAGREE	STRONGLY DISAGREE	DON'T KNOW	TOTAL	WEIGHTED AVERAGE
a. In my community	4.46% 40	30.10% 270	19.73% 177	27.65% 248	11.26% 101	6.80% 61	897	3.32
b. In my county	4.70% 42	29.75% 266	21.59% 193	25.39% 227	9.73% 87	8.84% 79	894	3.32
c. In my region (within 1 hour drive from my home)	8.95% 80	40.72% 364	19.91% 178	15.77% 141	5.59% 50	9.06% 81	894	2.96

### Q43 Jobs in my county are “family friendly” (allow for flexible scheduling, reasonable hours, health insurance, and so forth)

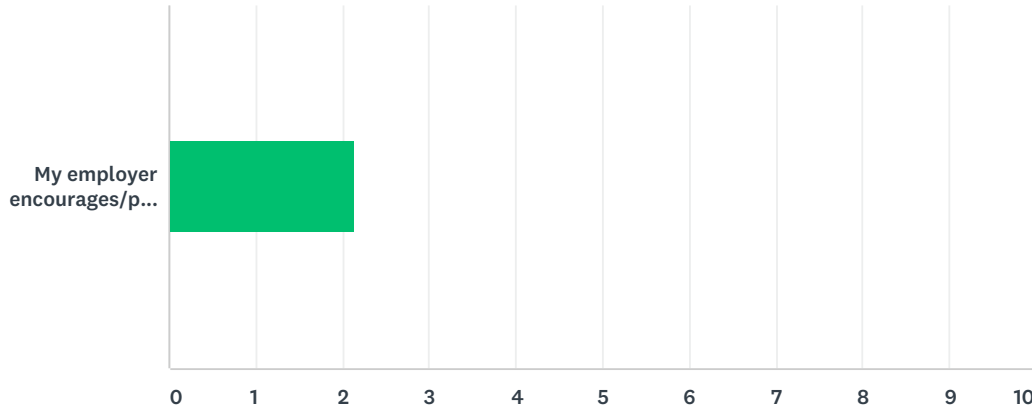
Answered: 897 Skipped: 28



	STRONGLY AGREE	AGREE	NEITHER AGREE NOR DISAGREE	DISAGREE	STRONGLY DISAGREE	DON'T KNOW	TOTAL	WEIGHTED AVERAGE
Jobs in my county are “family friendly” (allow for flexible scheduling, reasonable hours, health insurance, and so forth)	4.24% 38	30.77% 276	25.98% 233	19.96% 179	8.03% 72	11.04% 99	897	3.30

### Q44 My employer encourages/promotes healthy behaviors.

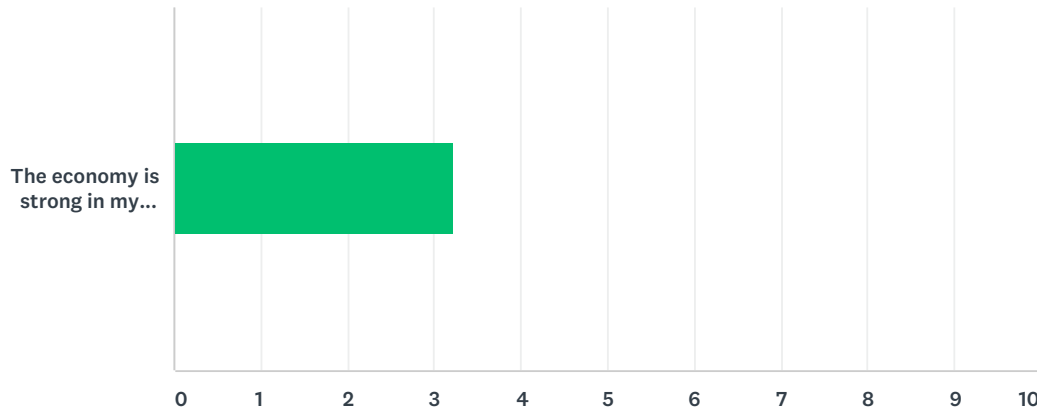
Answered: 897 Skipped: 28



	STRONGLY AGREE	AGREE	NEITHER AGREE NOR DISAGREE	DISAGREE	STRONGLY DISAGREE	NOT APPLICABLE	TOTAL	WEIGHTED AVERAGE
My employer encourages/promotes healthy behaviors.	35.79% 321	41.25% 370	11.04% 99	3.23% 29	2.56% 23	6.13% 55	897	2.14

## Q45 The economy is strong in my community.

Answered: 897 Skipped: 28



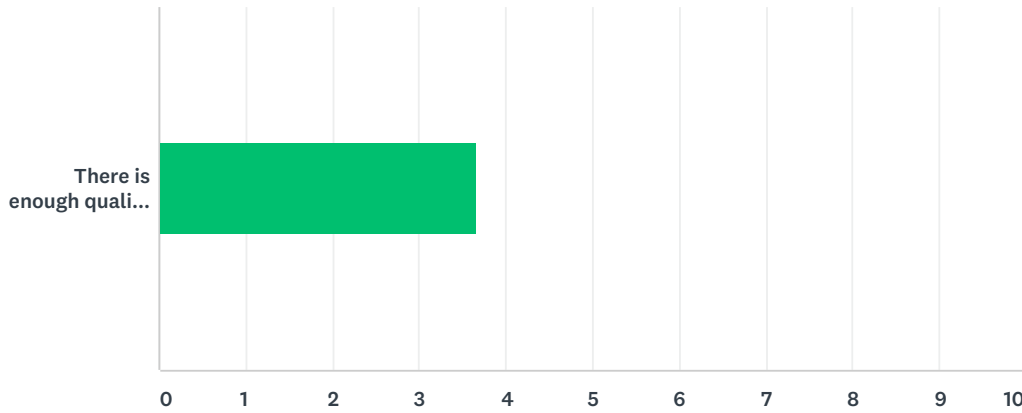
	STRONGLY AGREE	AGREE	NEITHER AGREE NOR DISAGREE	DISAGREE	STRONGLY DISAGREE	DON'T KNOW	TOTAL	WEIGHTED AVERAGE
The economy is strong in my community.	4.35% 39	29.65% 266	26.42% 237	23.63% 212	9.92% 89	6.02% 54	897	3.23

**Q46 Please provide additional comments on jobs and the economy in your community:**

Answered: 79 Skipped: 846

### Q47 There is enough quality housing available in my community, including homes and apartments.

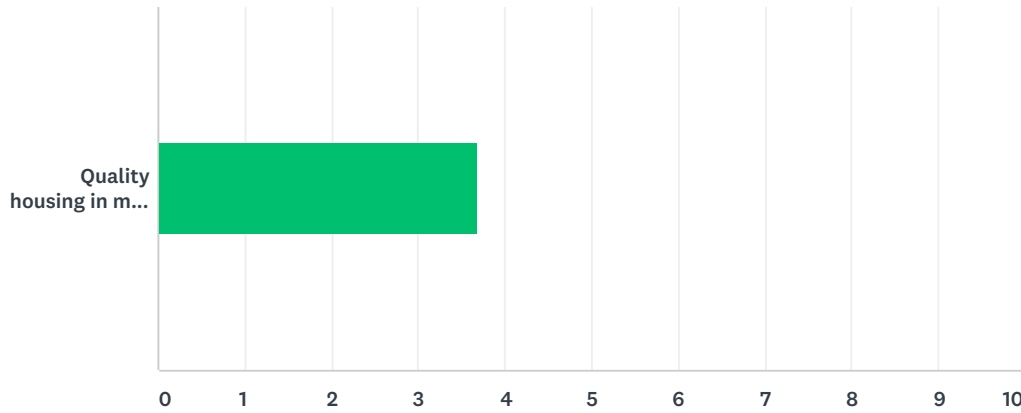
Answered: 894 Skipped: 31



	STRONGLY AGREE	AGREE	NEITHER AGREE NOR DISAGREE	DISAGREE	STRONGLY DISAGREE	DON'T KNOW	TOTAL	WEIGHTED AVERAGE
There is enough quality housing available in my community, including homes and apartments.	2.68% 24	20.25% 181	16.78% 150	36.80% 329	15.66% 140	7.83% 70	894	3.66

## Q48 Quality housing in my community is affordable for the average person.

Answered: 894 Skipped: 31



	STRONGLY AGREE	AGREE	NEITHER AGREE NOR DISAGREE	DISAGREE	STRONGLY DISAGREE	DON'T KNOW	TOTAL	WEIGHTED AVERAGE
Quality housing in my community is affordable for the average person.	1.68% 15	19.46% 174	20.25% 181	33.78% 302	16.22% 145	8.61% 77	894	3.69

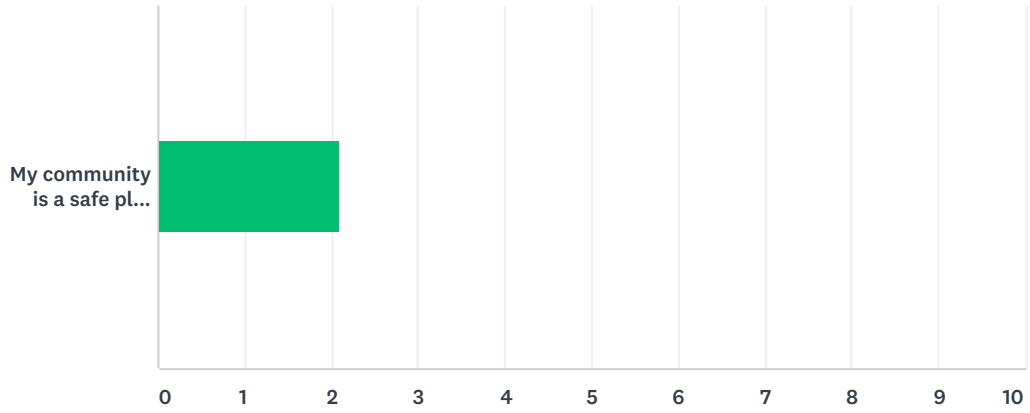


**Q49 Please provide additional comments on housing in your community:**

Answered: 100 Skipped: 825

### Q50 My community is a safe place to live, work, and play.

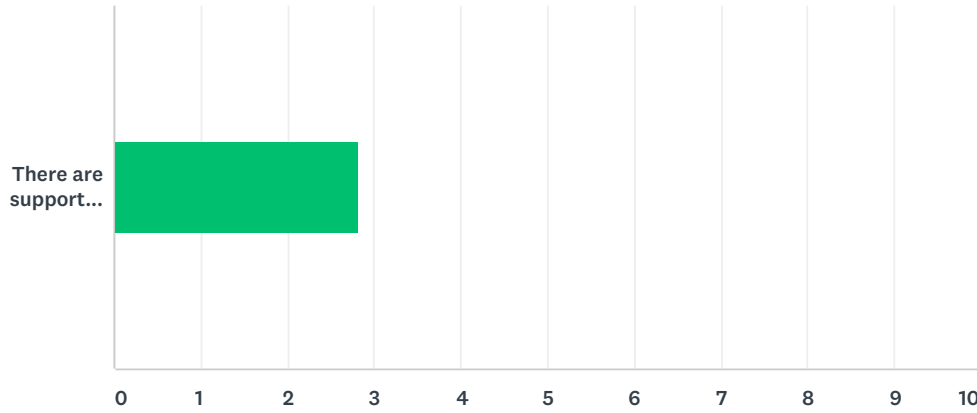
Answered: 888 Skipped: 37



	STRONGLY AGREE	AGREE	NEITHER AGREE NOR DISAGREE	DISAGREE	STRONGLY DISAGREE	DON'T KNOW	TOTAL	WEIGHTED AVERAGE
My community is a safe place to live, work, and play.	16.89% 150	65.54% 582	11.82% 105	3.94% 35	1.24% 11	0.56% 5	888	2.09

**Q51 There are support networks in my community that help during times of stress and need (neighbors, support groups, faith community outreach, community organizations, etc.).**

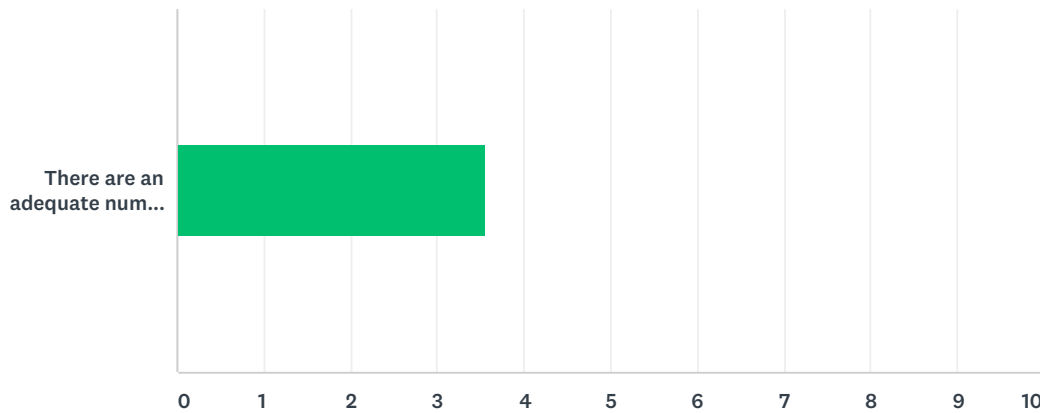
Answered: 888 Skipped: 37



	STRONGLY AGREE	AGREE	NEITHER AGREE NOR DISAGREE	DISAGREE	STRONGLY DISAGREE	DON'T KNOW	TOTAL	WEIGHTED AVERAGE
There are support networks in my community that help during times of stress and need (neighbors, support groups, faith community outreach, community organizations, etc.).	8.78% 78	48.87% 434	17.79% 158	9.57% 85	4.73% 42	10.25% 91	888	2.83

### Q52 There are an adequate number of volunteers to fill the volunteer needs in my community.

Answered: 888 Skipped: 37



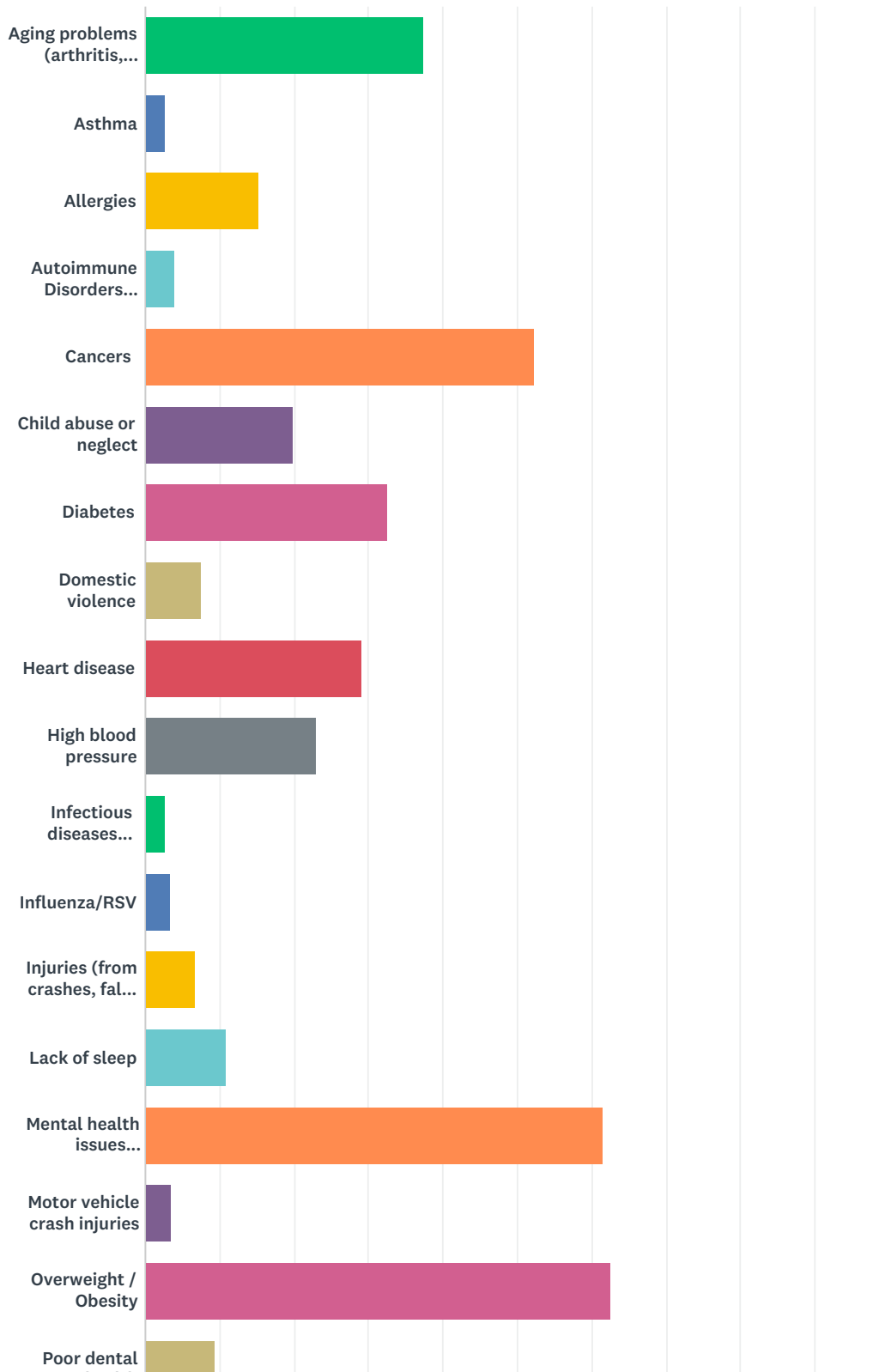
	STRONGLY AGREE	AGREE	NEITHER AGREE NOR DISAGREE	DISAGREE	STRONGLY DISAGREE	DON'T KNOW	TOTAL	WEIGHTED AVERAGE
There are an adequate number of volunteers to fill the volunteer needs in my community.	3.94% 35	26.01% 231	21.73% 193	25.34% 225	4.84% 43	18.13% 161	888	3.56

**Q53 Please provide additional comments on safety and social support in your community:**

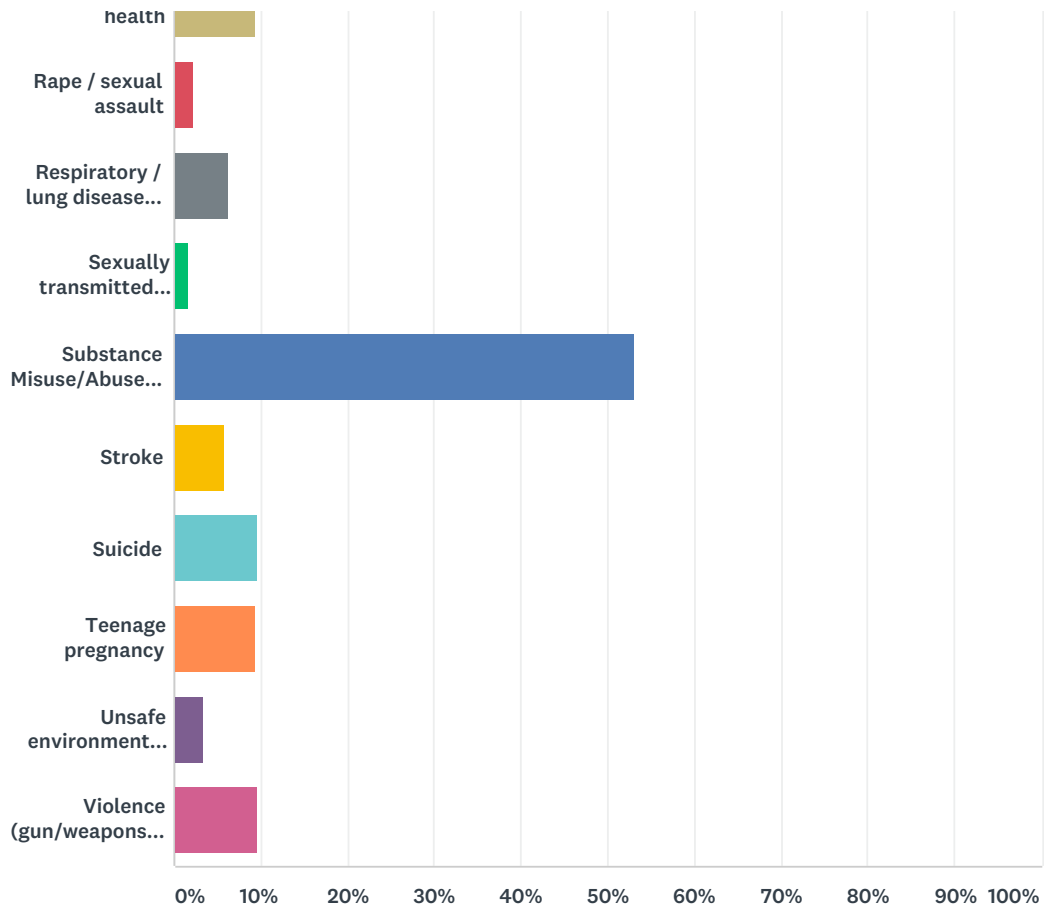
Answered: 57 Skipped: 868

Q54 Thinking about what you know from your personal experience and/or the experiences of others you know, what do you think are the 5 most troubling health-related problems in your community? (Choose ONLY 5)

Answered: 874 Skipped: 51



## SHDHD Community Survey-English-2018



ANSWER CHOICES	RESPONSES	
Aging problems (arthritis, hearing/vision loss, falls)	37.41%	327
Asthma	2.75%	24
Allergies	15.22%	133
Autoimmune Disorders (Multiple Sclerosis, Crohn's Disease, Rheumatoid Arthritis etc.)	4.00%	35
Cancers	52.29%	457
Child abuse or neglect	19.79%	173
Diabetes	32.72%	286
Domestic violence	7.55%	66
Heart disease	29.06%	254
High blood pressure	23.00%	201
Infectious diseases (hepatitis, HIV/AIDS, pertussis, flu, other diseases transmitted from person to person)	2.75%	24
Influenza/RSV	3.43%	30
Injuries (from crashes, falls, farm or ag related, etc)	6.64%	58
Lack of sleep	10.87%	95
Mental health issues (including depression)	61.56%	538
Motor vehicle crash injuries	3.55%	31

## SHDHD Community Survey-English-2018

Overweight / Obesity	62.47%	546
Poor dental health	9.38%	82
Rape / sexual assault	2.29%	20
Respiratory / lung disease including COPD	6.29%	55
Sexually transmitted diseases	1.60%	14
Substance Misuse/Abuse (Prescription pain meds, alcohol, tobacco products, e-cigarettes, marijuana, meth, injection drugs, PCP, ecstasy, LSD, opioids etc.)	53.09%	464
Stroke	5.95%	52
Suicide	9.61%	84
Teenage pregnancy	9.50%	83
Unsafe environment (poor air/water quality, chemical exposures)	3.43%	30
Violence (gun/weapons, bullying, cyberbullying, assault, etc.)	9.73%	85
Total Respondents: 874		

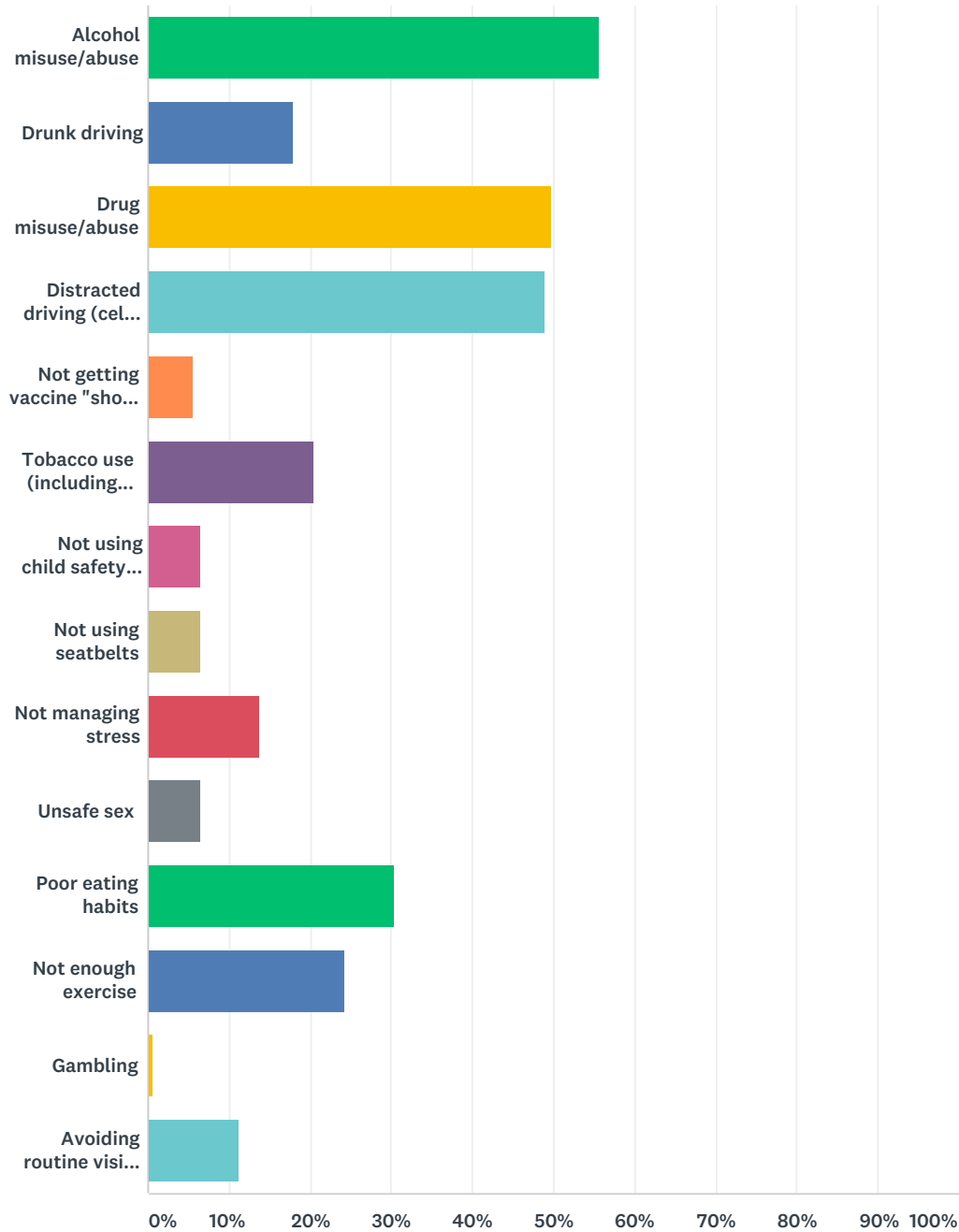


**Q55 From the five you chose above, name the one health problem you think your community should address first?**

Answered: 860 Skipped: 65

Q56 From the following list, choose 3 risky behaviors that you think have the most impact of health and well-being in your community? Choose only 3

Answered: 870 Skipped: 55



ANSWER CHOICES	RESPONSES	
Alcohol misuse/abuse	55.75%	485
Drunk driving	17.93%	156
Drug misuse/abuse	49.89%	434

## SHDHD Community Survey-English-2018

Distracted driving (cell phone use, texting, etc)	48.97%	426
Not getting vaccine "shots" to prevent disease	5.63%	49
Tobacco use (including smokeless tobacco, chewing tobacco, e-cigarettes)	20.46%	178
Not using child safety seat (or not using correctly)	6.44%	56
Not using seatbelts	6.55%	57
Not managing stress	13.79%	120
Unsafe sex	6.55%	57
Poor eating habits	30.34%	264
Not enough exercise	24.25%	211
Gambling	0.57%	5
Avoiding routine visits to health professional	11.26%	98
Total Respondents: 870		

**Q57 From the three you chose above, name the one risky behavior you think your community should address first.**

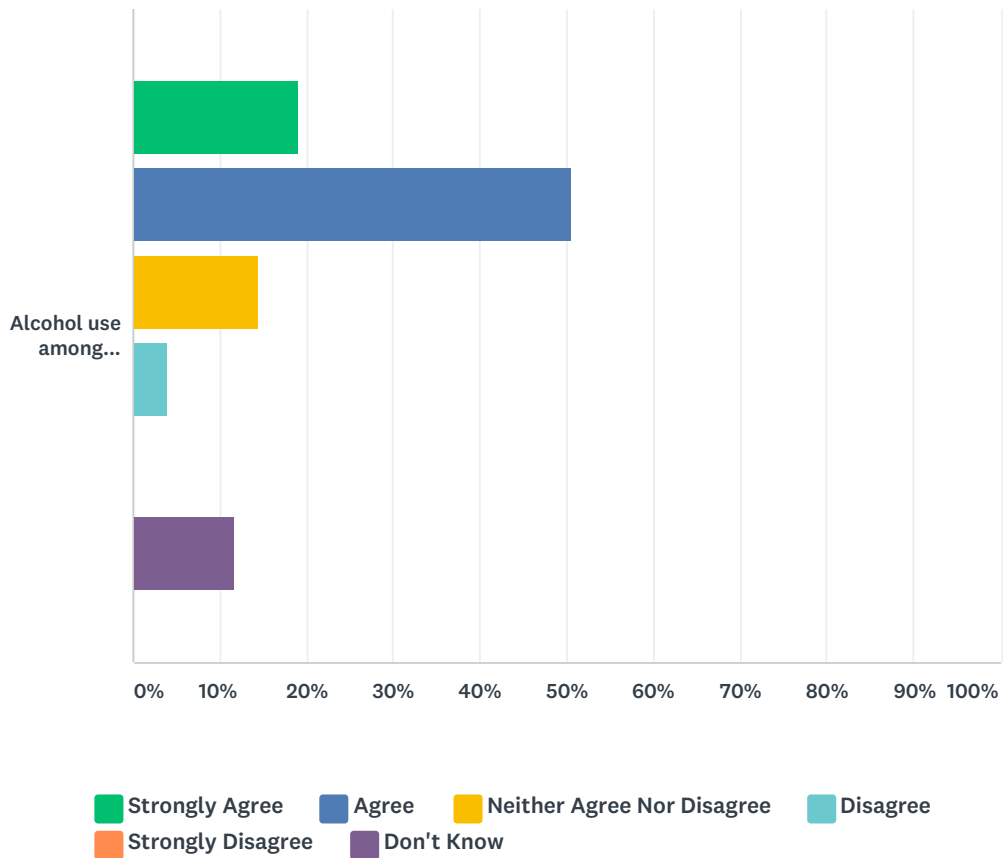
Answered: 856 Skipped: 69

**Q58 Please provide additional comments on community health issue priorities:**

Answered: 74 Skipped: 851

### Q59 Alcohol use among individuals under 21 years old is a problem in my community.

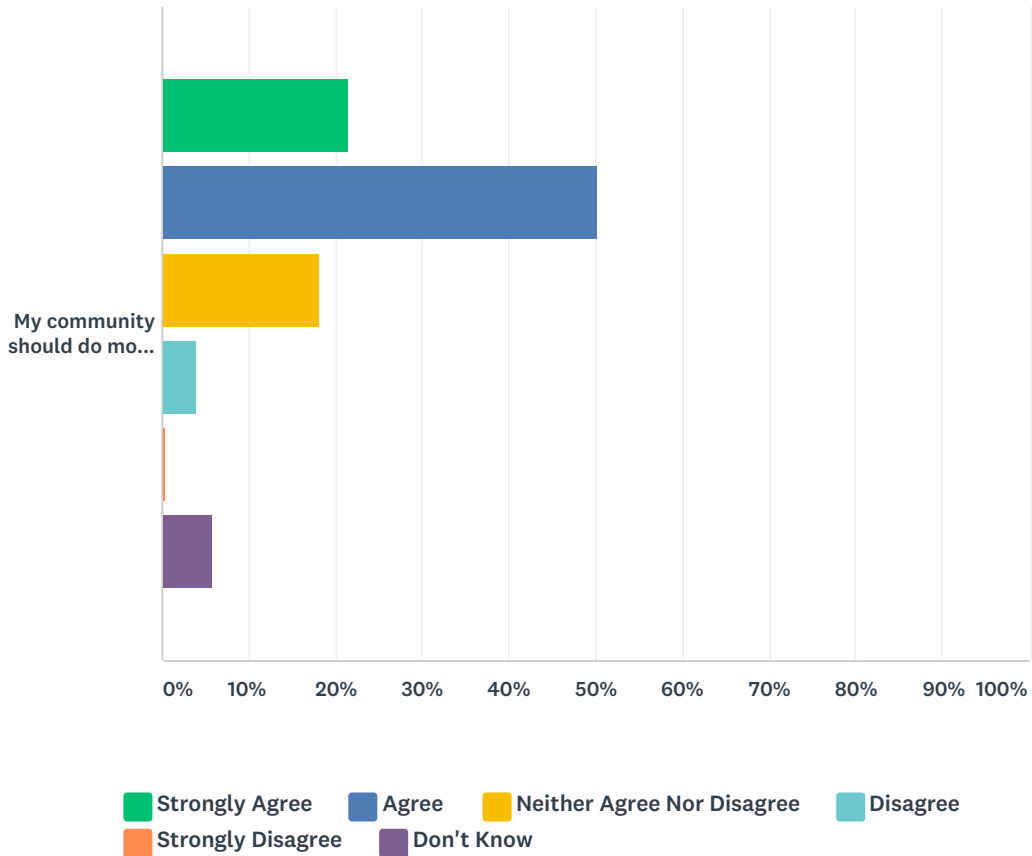
Answered: 868 Skipped: 57



	STRONGLY AGREE	AGREE	NEITHER AGREE NOR DISAGREE	DISAGREE	STRONGLY DISAGREE	DON'T KNOW	TOTAL
Alcohol use among individuals under 21 years old is a problem in my community.	19.01% 165	50.69% 440	14.40% 125	4.03% 35	0.23% 2	11.64% 101	868

### Q60 My community should do more to prevent alcohol use among individuals under 21 years old.

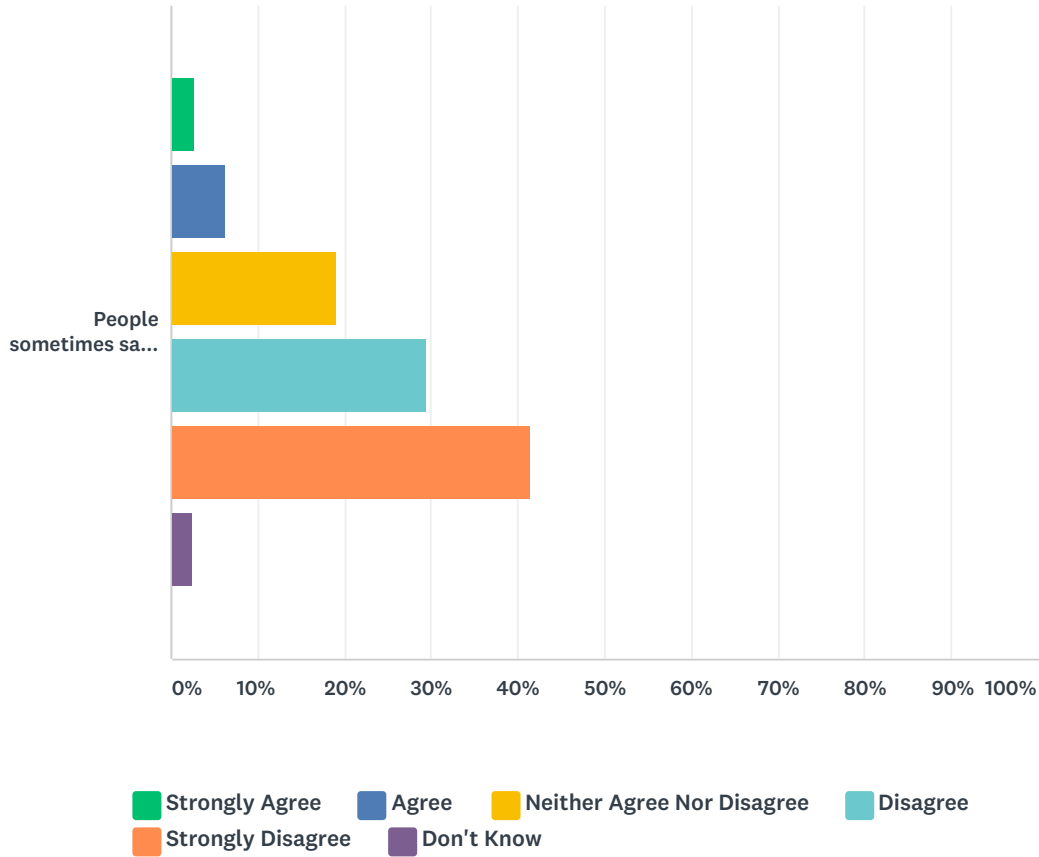
Answered: 868 Skipped: 57



	STRONGLY AGREE	AGREE	NEITHER AGREE NOR DISAGREE	DISAGREE	STRONGLY DISAGREE	DON'T KNOW	TOTAL
My community should do more to prevent alcohol use among individuals under 21 years old.	21.54% 187	50.12% 435	18.20% 158	4.03% 35	0.35% 3	5.76% 50	868

### Q61 People sometimes say that "drinking is a rite of passage for youth" meaning that it is an important milestone for them as they move into adulthood. What is your level of agreement?

Answered: 865 Skipped: 60



	STRONGLY AGREE	AGREE	NEITHER AGREE NOR DISAGREE	DISAGREE	STRONGLY DISAGREE	DON'T KNOW	TOTAL RESPONDENTS
People sometimes say that "drinking is a rite of passage for youth" meaning that it is an important milestone for them as they move into adulthood. What is your level of agreement?	2.66% 23	6.24% 54	19.08% 165	29.60% 256	41.39% 358	2.43% 21	865

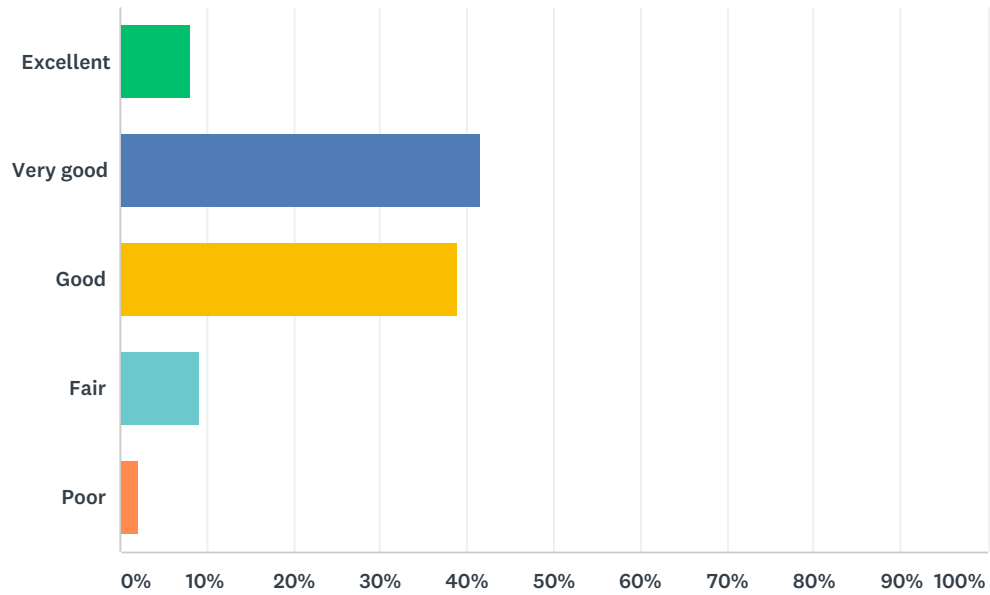


**Q62 Please provide additional comments on alcohol use and prevention in your community:**

Answered: 64 Skipped: 861

### Q63 How would you rate the overall quality of life in your community?

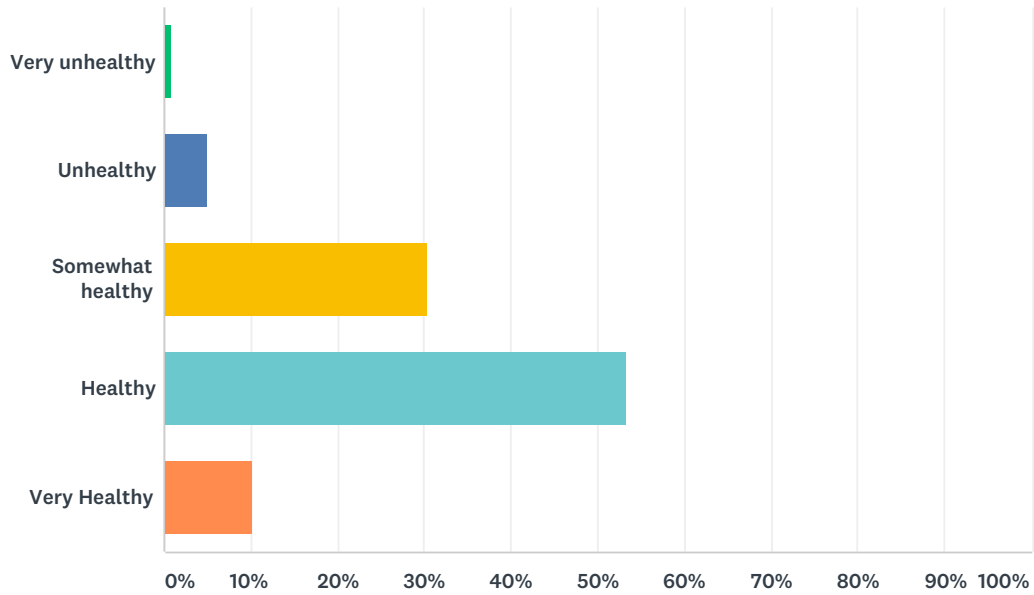
Answered: 854 Skipped: 71



ANSWER CHOICES	RESPONSES	
Excellent	8.20%	70
Very good	41.69%	356
Good	38.88%	332
Fair	9.25%	79
Poor	1.99%	17
<b>TOTAL</b>		<b>854</b>

## Q64 How would you rate your own personal health?

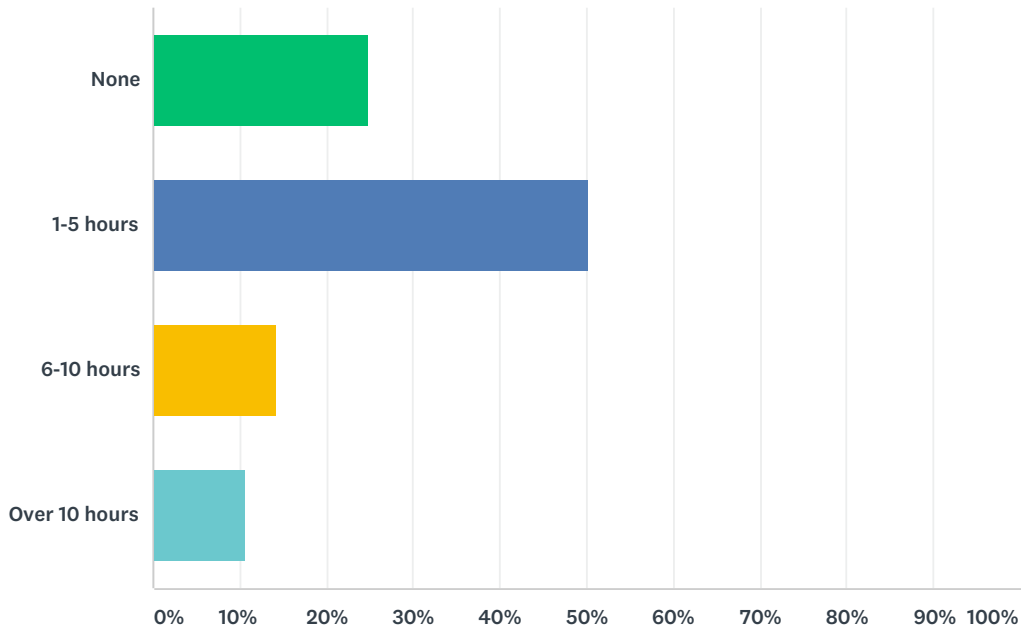
Answered: 856 Skipped: 69



ANSWER CHOICES	RESPONSES	
Very unhealthy	0.93%	8
Unhealthy	5.02%	43
Somewhat healthy	30.37%	260
Healthy	53.39%	457
Very Healthy	10.28%	88
<b>TOTAL</b>		<b>856</b>

Q65 Approximately how many hours per month do you volunteer your time to community service? (e.g., schools voluntary organizations, churches, hospitals, etc.)

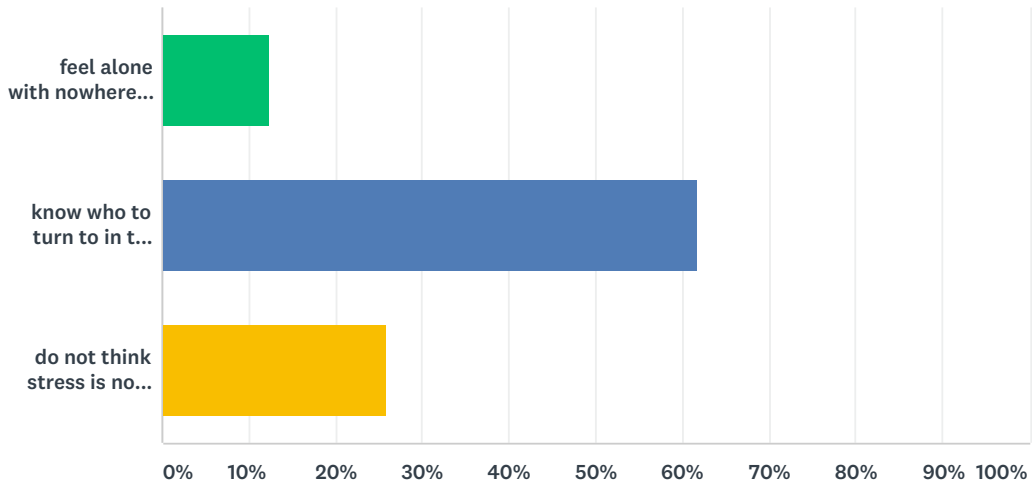
Answered: 856 Skipped: 69



ANSWER CHOICES	RESPONSES	
None	24.88%	213
1-5 hours	50.23%	430
6-10 hours	14.25%	122
Over 10 hours	10.63%	91
TOTAL		856

### Q66 Considering stressors in your life, would you say you:

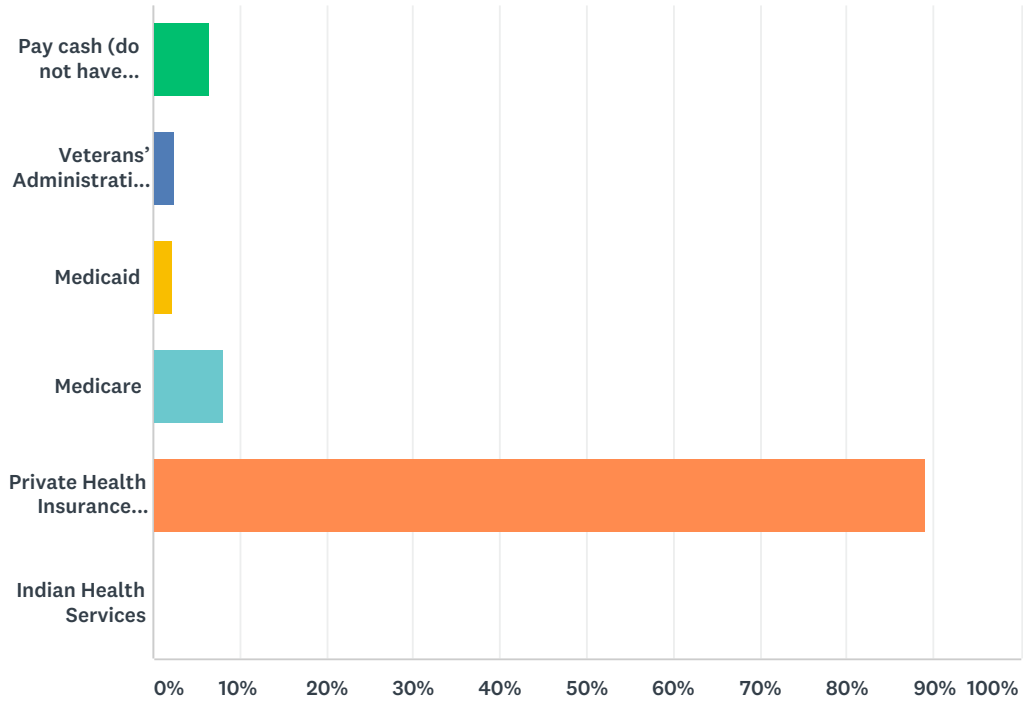
Answered: 854 Skipped: 71



ANSWER CHOICES	RESPONSES	
feel alone with nowhere to turn	12.41%	106
know who to turn to in time of need	61.71%	527
do not think stress is not a significant factor for you	25.88%	221
<b>TOTAL</b>		<b>854</b>

### Q67 How do you pay for your health care? (check all that apply)

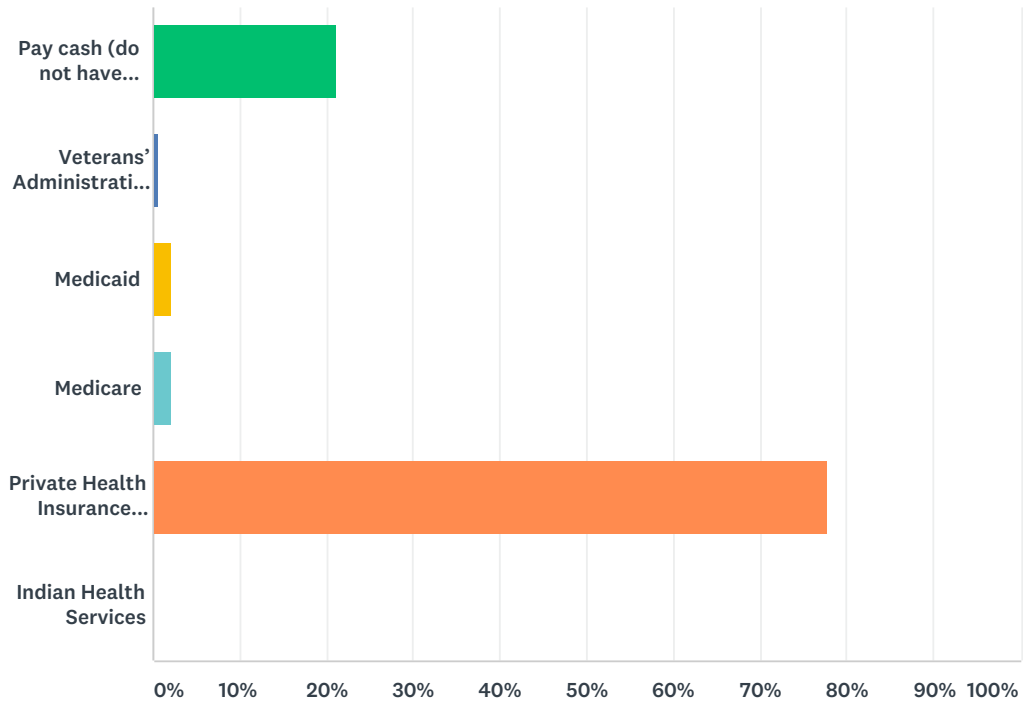
Answered: 856 Skipped: 69



ANSWER CHOICES	RESPONSES	
Pay cash (do not have insurance)	6.54%	56
Veterans' Administration/ TRICARE	2.45%	21
Medicaid	2.34%	20
Medicare	8.06%	69
Private Health Insurance (e.g., Blue Cross, HMO, including insurance through an employer)	89.02%	762
Indian Health Services	0.12%	1
Total Respondents: 856		

### Q68 How do you pay for dental care? (check all that apply)

Answered: 852 Skipped: 73



ANSWER CHOICES	RESPONSES	
Pay cash (do not have insurance)	21.13%	180
Veterans' Administration/ TRICARE	0.70%	6
Medicaid	2.11%	18
Medicare	2.00%	17
Private Health Insurance (e.g., Blue Cross, HMO, including insurance through an employer)	77.82%	663
Indian Health Services	0.12%	1
Total Respondents: 852		

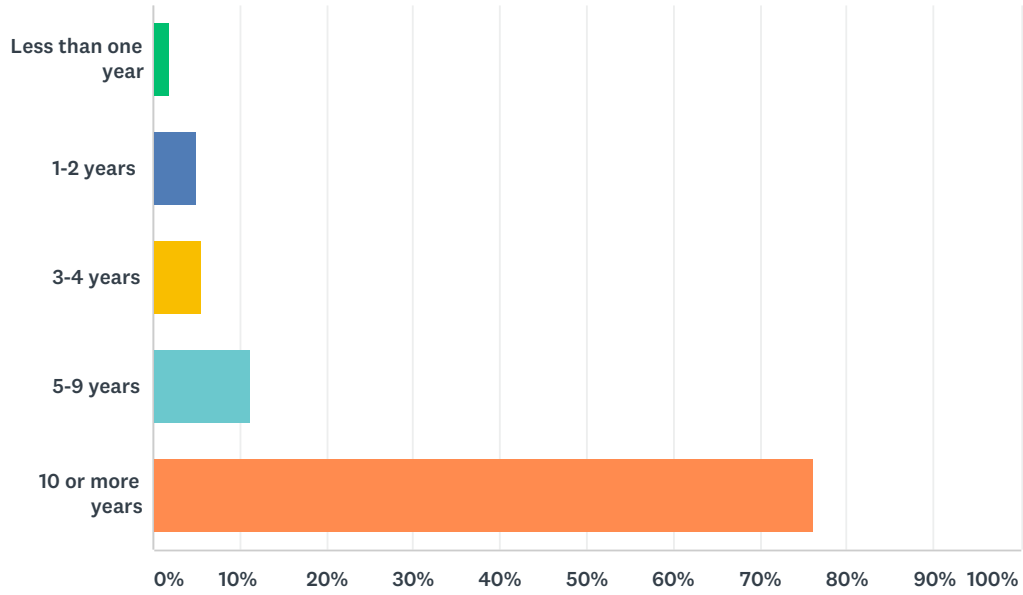
Q69 How many children less than 18 years of age live in your household?

Answered: 846 Skipped: 79



## Q70 How long have you lived in your community?

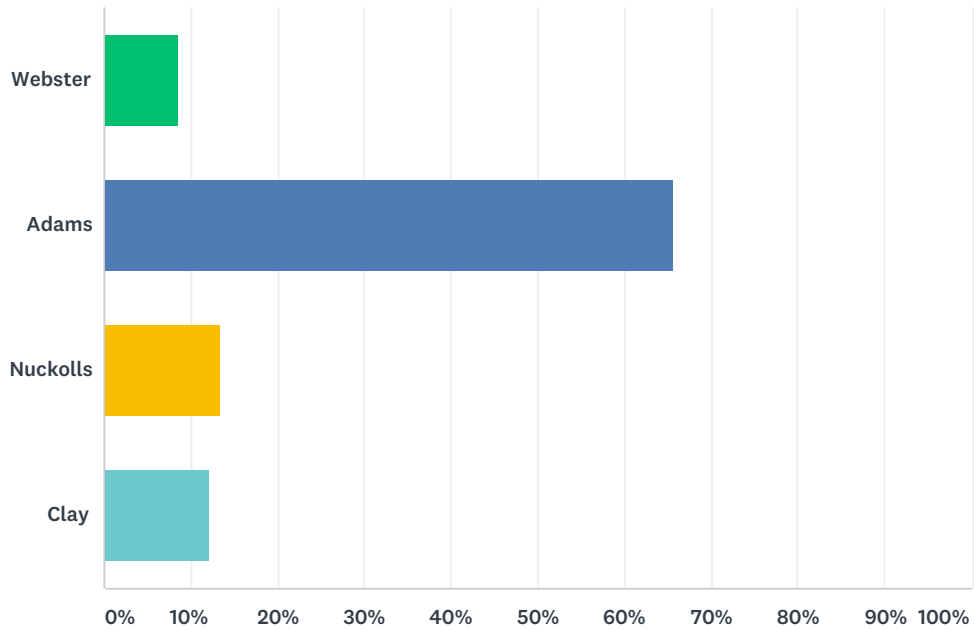
Answered: 856 Skipped: 69



ANSWER CHOICES	RESPONSES	
Less than one year	1.87%	16
1-2 years	5.02%	43
3-4 years	5.72%	49
5-9 years	11.33%	97
10 or more years	76.05%	651
<b>TOTAL</b>		<b>856</b>

## Q71 What county do you live in?

Answered: 856 Skipped: 69



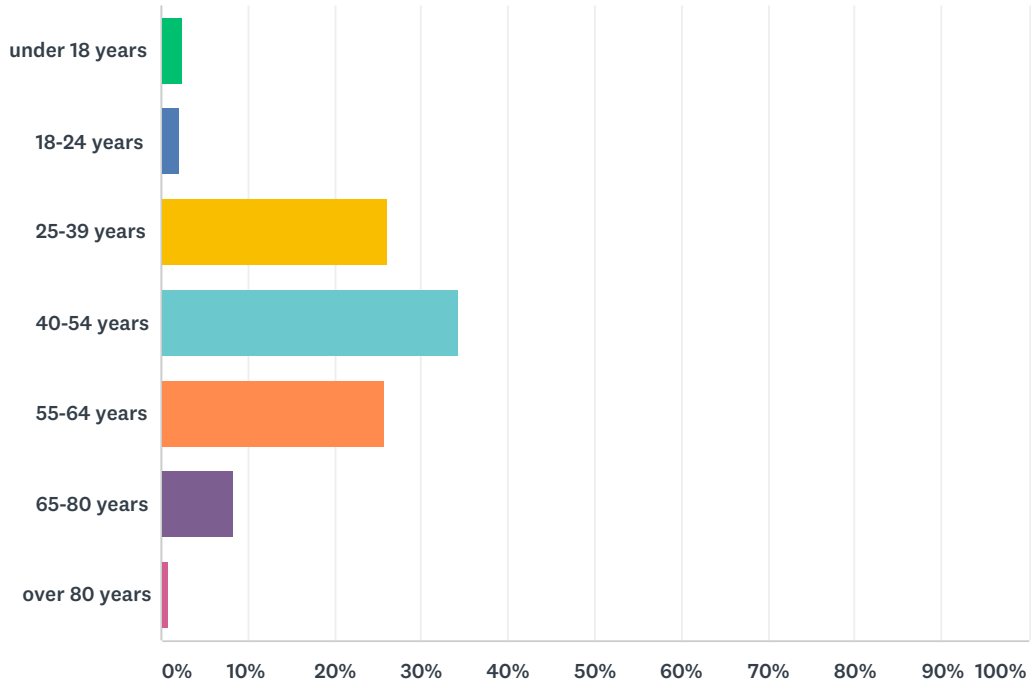
ANSWER CHOICES	RESPONSES
Webster	8.64% 74
Adams	65.77% 563
Nuckolls	13.43% 115
Clay	12.15% 104
TOTAL	856

## Q72 Zip Code where you live:

Answered: 856 Skipped: 69

### Q73 Age:

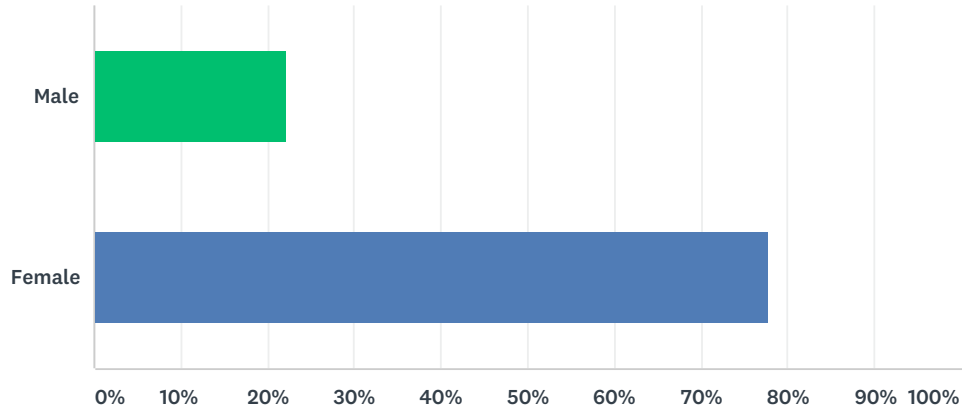
Answered: 856 Skipped: 69



ANSWER CHOICES	RESPONSES	
under 18 years	2.45%	21
18-24 years	2.10%	18
25-39 years	26.05%	223
40-54 years	34.23%	293
55-64 years	25.82%	221
65-80 years	8.41%	72
over 80 years	0.93%	8
<b>TOTAL</b>		<b>856</b>

### Q74 Gender:

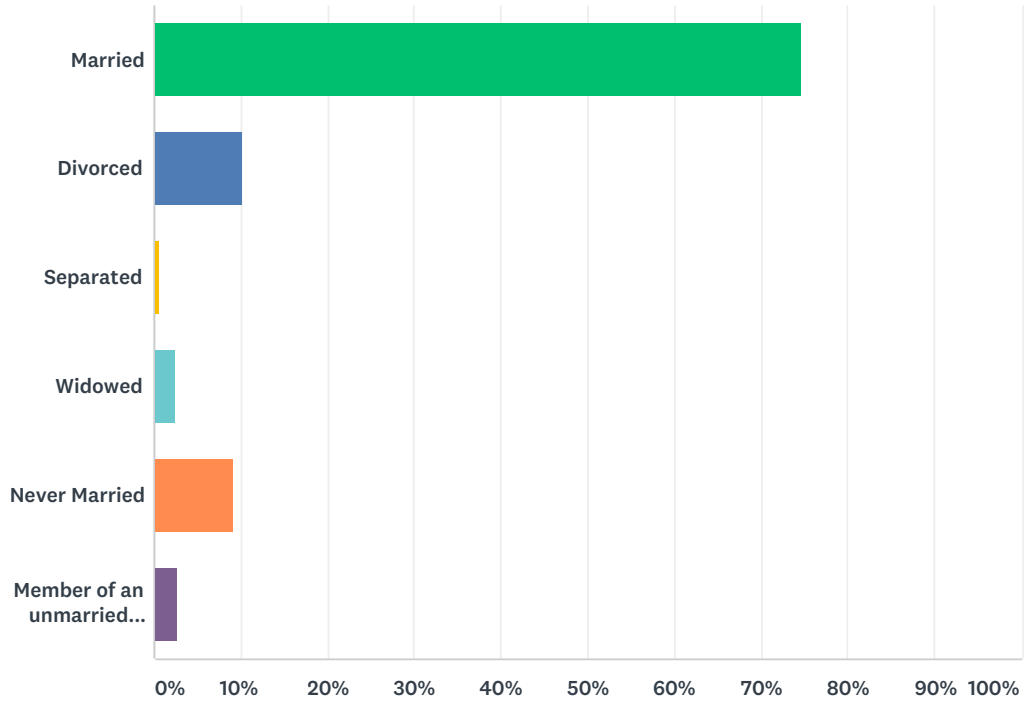
Answered: 855 Skipped: 70



ANSWER CHOICES	RESPONSES	
Male	22.22%	190
Female	77.78%	665
TOTAL		855

## Q75 Marital Status

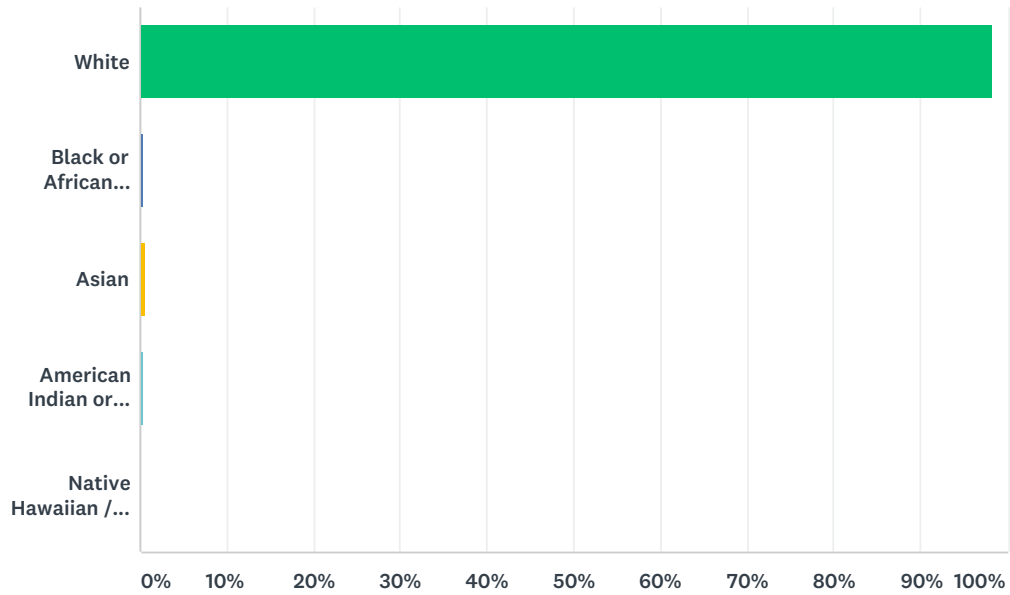
Answered: 856 Skipped: 69



ANSWER CHOICES	RESPONSES	
Married	74.77%	640
Divorced	10.28%	88
Separated	0.58%	5
Widowed	2.57%	22
Never Married	9.11%	78
Member of an unmarried couple	2.69%	23
<b>TOTAL</b>		<b>856</b>

### Q76 Which of the following best reflects your race?

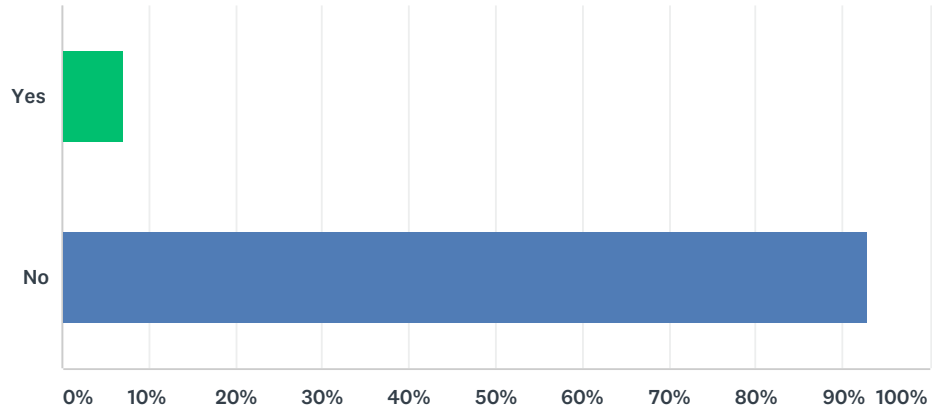
Answered: 856 Skipped: 69



ANSWER CHOICES	RESPONSES	
White	98.36%	842
Black or African American	0.47%	4
Asian	0.58%	5
American Indian or Alaska Native	0.35%	3
Native Hawaiian / Pacific Islander	0.23%	2
<b>TOTAL</b>		<b>856</b>

## Q77 Are you Hispanic or Latino?

Answered: 856 Skipped: 69

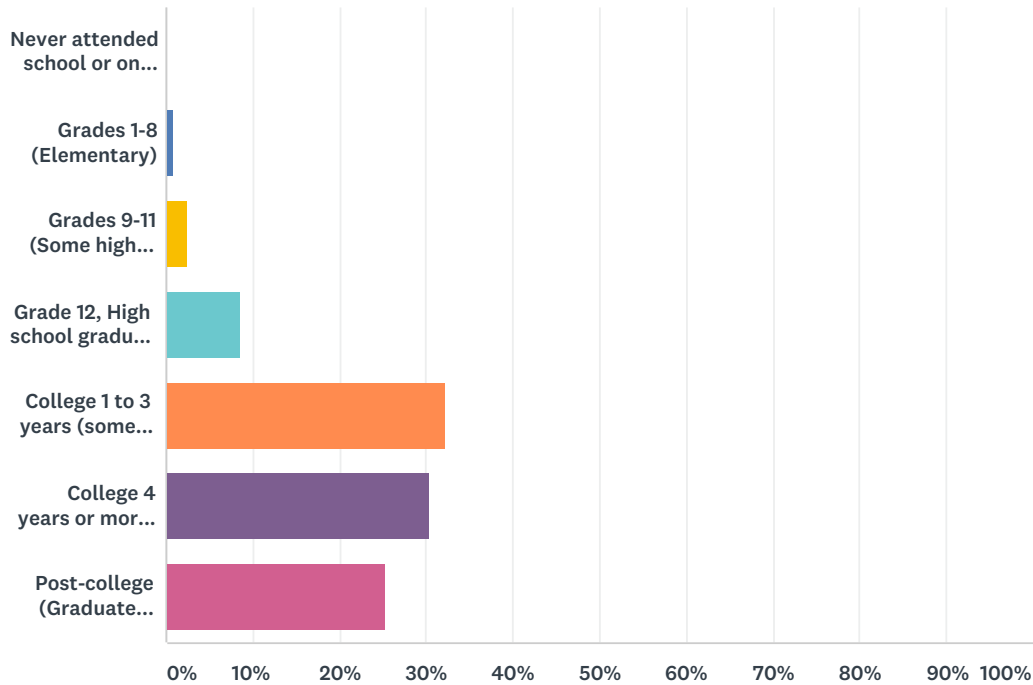


ANSWER CHOICES	RESPONSES	
Yes	7.13%	61
No	92.87%	795
TOTAL		856



## Q78 Education: Highest Year of School Completed?

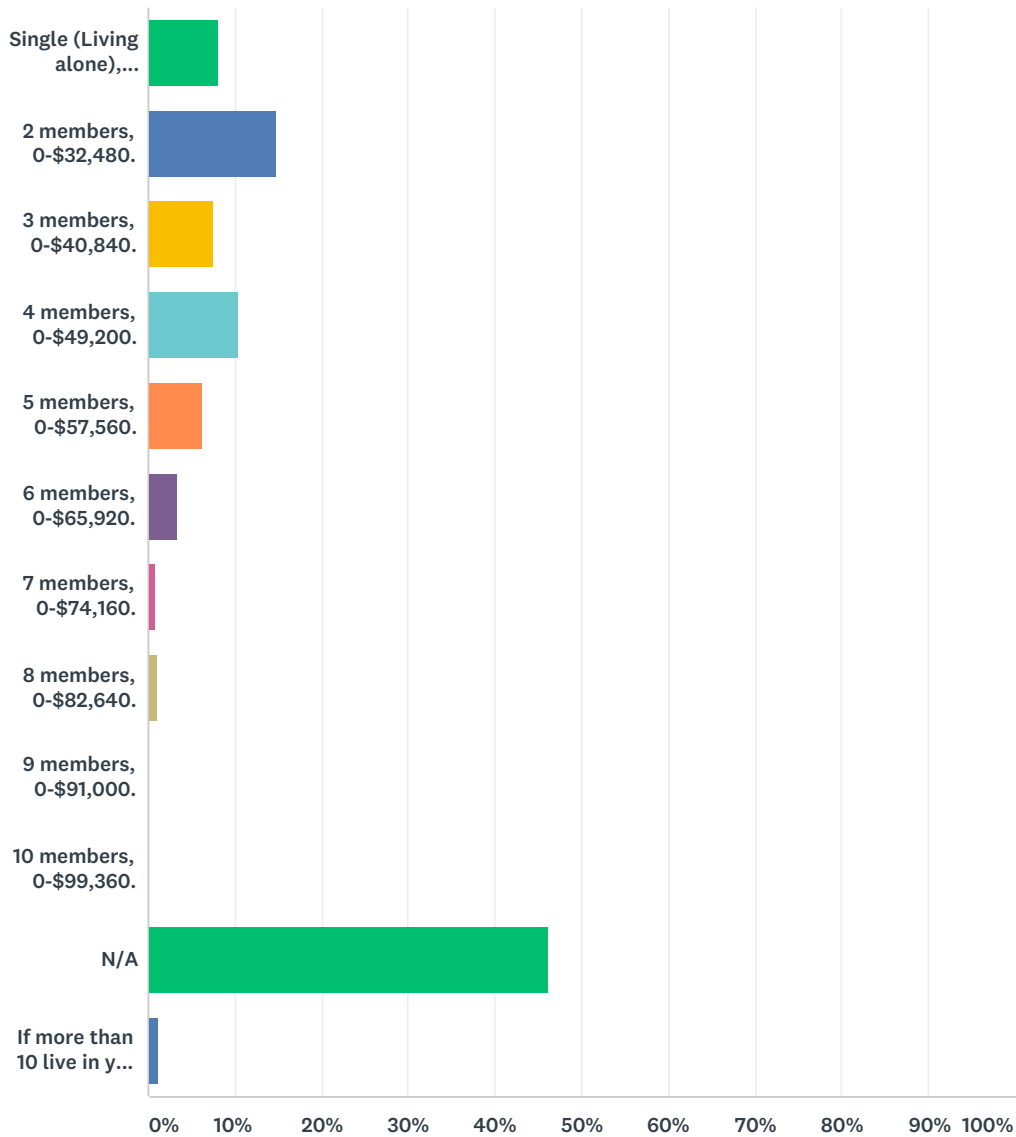
Answered: 856 Skipped: 69



ANSWER CHOICES	RESPONSES	
Never attended school or only attended kindergarten	0.12%	1
Grades 1-8 (Elementary)	0.93%	8
Grades 9-11 (Some high school)	2.57%	22
Grade 12, High school graduate or GED	8.64%	74
College 1 to 3 years (some college or technical school)	32.13%	275
College 4 years or more (college graduate)	30.26%	259
Post-college (Graduate school / Advanced Degree)	25.35%	217
<b>TOTAL</b>		<b>856</b>

**Q79 Please select the category that best describes your family size and household income. (If your household size/income not listed below check N/A and see question 79.)**

Answered: 856 Skipped: 69



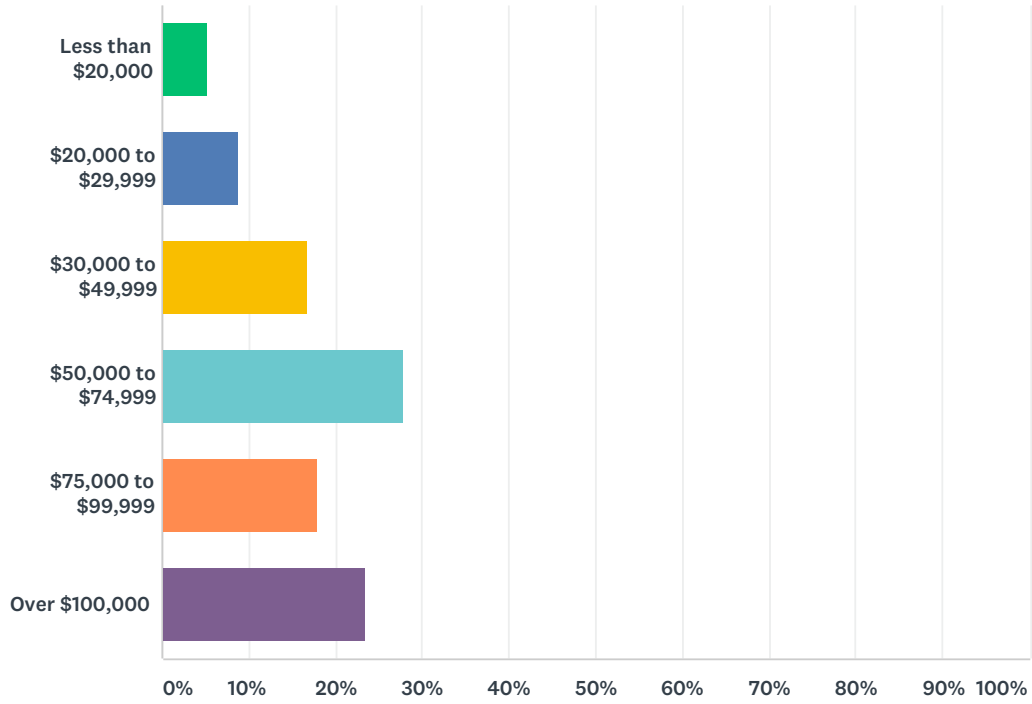
ANSWER CHOICES	RESPONSES	
Single (Living alone), 0-\$24,120.	8.18%	70
2 members, 0-\$32,480.	14.84%	127
3 members, 0-\$40,840.	7.59%	65
4 members, 0-\$49,200.	10.40%	89
5 members, 0-\$57,560.	6.19%	53
6 members, 0-\$65,920.	3.27%	28

### SHDHD Community Survey-English-2018

7 members, 0-\$74,160.	0.93%	8
8 members, 0-\$82,640.	1.05%	9
9 members, 0-\$91,000.	0.00%	0
10 members, 0-\$99,360.	0.23%	2
N/A	46.14%	395
If more than 10 live in your household, please provide number and approximate household income.	1.17%	10
<b>TOTAL</b>		<b>856</b>

## Q80 Household income:

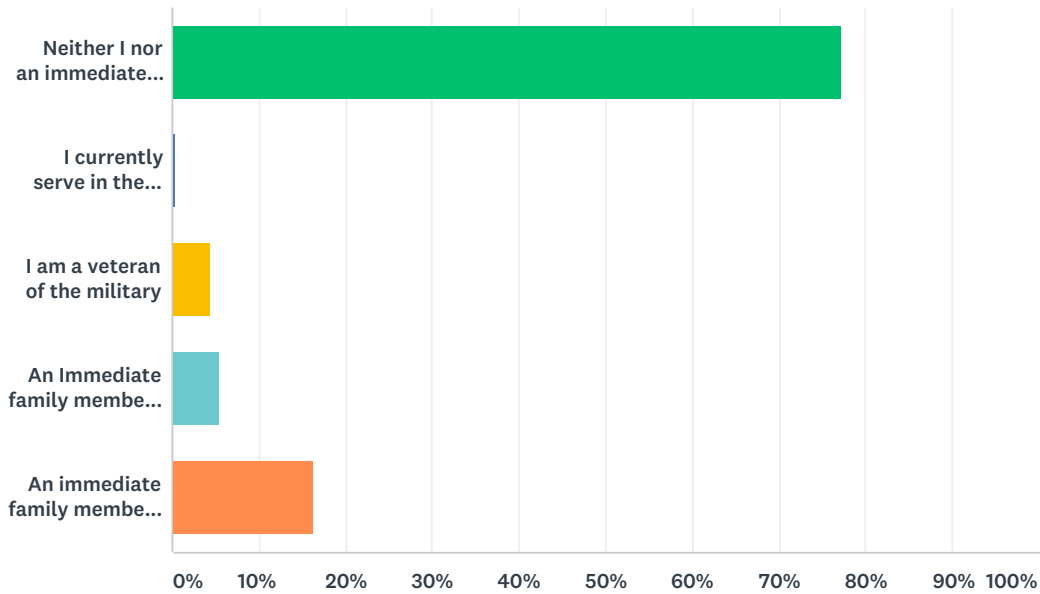
Answered: 851 Skipped: 74



ANSWER CHOICES	RESPONSES	
Less than \$20,000	5.17%	44
\$20,000 to \$29,999	8.81%	75
\$30,000 to \$49,999	16.80%	143
\$50,000 to \$74,999	27.85%	237
\$75,000 to \$99,999	17.98%	153
Over \$100,000	23.38%	199
<b>TOTAL</b>		<b>851</b>

Q81 Are you or an immediate family member (child, spouse parent or sibling) either currently serving in the military or a veteran of the military (mark all that apply)

Answered: 850 Skipped: 75



ANSWER CHOICES	RESPONSES	
Neither I nor an immediate family member currently serves in the military or is a military veteran	77.18%	656
I currently serve in the military	0.35%	3
I am a veteran of the military	4.35%	37
An Immediate family member currently serves in the military	5.41%	46
An immediate family member is a veteran of the military	16.24%	138
Total Respondents: 850		